

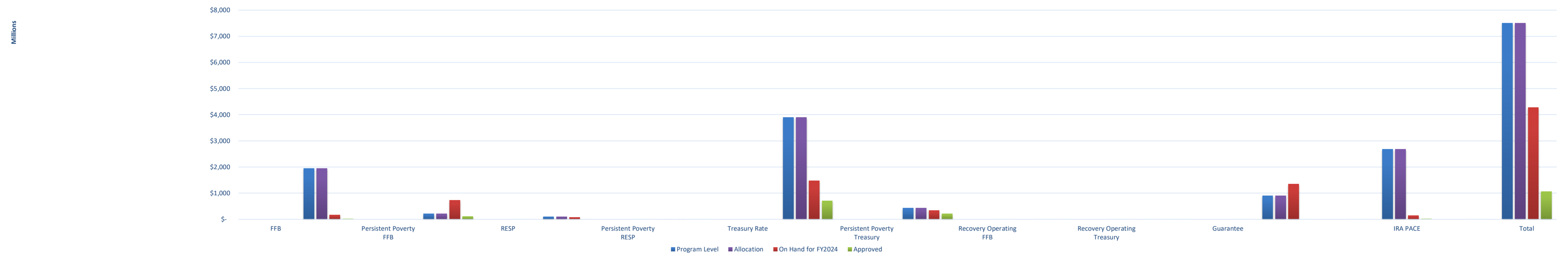
### Fiscal Year 2024 Loans and Appropriations

Appropriations	FFB	Persistent Poverty FFB	RESP	Persistent Poverty RESP	Treasury Rate	Persistent Poverty Treasury	Recovery Operating FFB	Recovery Operating Treasury	Guarantee	IRA PACE	Total
<b>Program Level</b>	\$ 1,950,300,000	\$ 216,700,000	\$ 101,162,687	\$ 9,748,462	\$ 3,899,700,000	\$ 433,300,000	\$ -	\$ -	\$900,000,000	\$2,683,123,155	\$ 7,510,911,149
Allocation	\$ 1,950,300,000	\$ 216,700,000	\$ 101,162,687	\$ 9,748,462	\$ 3,899,700,000	\$ 433,300,000	\$ -	\$ -	\$900,000,000	\$2,683,123,155	\$ 7,510,911,149
Obligated	\$ 13,695,000	\$ 105,458,000	\$ 7,000,000	\$ -	\$ 707,024,000	\$ 167,164,000	\$ -	\$ -	\$0	\$16,900,000	\$ 1,000,341,000
Remaining Allocation	\$ 1,936,605,000	\$ 1,936,605,000	\$ 94,162,687	\$ 9,748,462	\$ 3,192,676,000	\$ 266,136,000	\$ -	\$ -	\$900,000,000	\$2,666,223,155	\$ 8,335,933,149
Remaining Authority	\$ 1,936,605,000	\$ 1,936,605,000	\$ 94,162,687	\$ 9,748,462	\$ 3,192,676,000	\$ 266,136,000	\$ -	\$ -	\$900,000,000	\$2,666,223,155	\$ 8,335,933,149
<b>Surplus/Deficiency of funds</b>	<b>\$ 1,777,850,000</b>	<b>\$ (513,424,000)</b>	<b>\$ 24,162,687</b>	<b>\$ 9,748,462</b>	<b>\$ 2,427,978,000</b>	<b>\$ 93,036,000</b>	<b>\$ -</b>	<b>\$ -</b>	<b>(\$450,000,000)</b>	<b>\$ 2,543,911,755</b>	<b>\$3,369,351,149</b>

Applications	#	\$	#	\$	#	\$	#	\$	#	\$	#	\$	#	\$	#	\$						
On Hand for FY2024	6	\$ 172,450,000	7	\$ 730,124,000	8	\$ 77,000,000	0	\$ -	32	\$ 1,471,722,000	9	\$ 340,264,000	0	\$ -	0	\$ -	2	\$ 1,350,000,000	6	\$ 139,211,400	70	\$ 4,280,771,400
Approved	1	\$ 13,695,000	2	\$ 105,458,000	1	\$ 7,000,000	0	\$ -	16	\$ 707,024,000	5	\$ 211,449,000	0	\$ -	0	\$ -	1	\$ -	1	\$ 16,900,000	26	\$ 1,061,526,000
Remaining for FY2024	5	\$ 158,755,000	5	\$ 624,666,000	7	\$ 70,000,000	0	\$ -	16	\$ 764,698,000	4	\$ 128,815,000	0	\$ -	0	\$ -	2	\$ 1,350,000,000	5	\$ 122,311,400	44	\$ 3,219,245,400

Appropriations and Applications



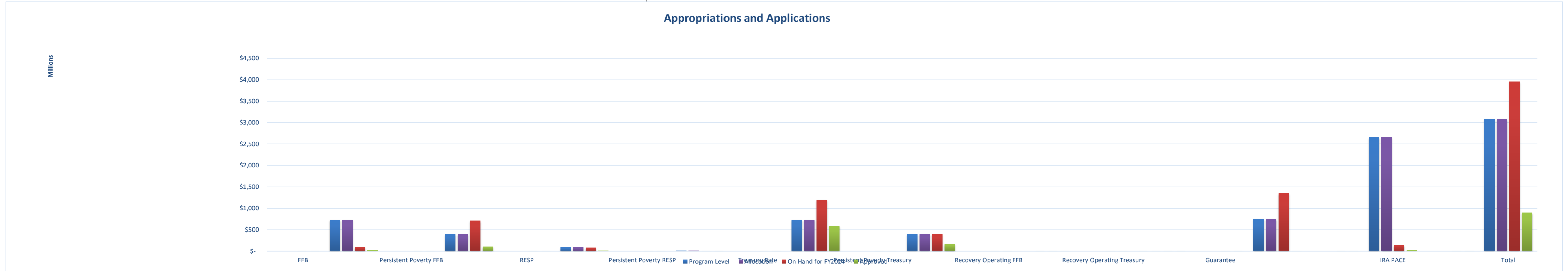
**Fiscal Year 2024 Loans and Appropriations**

Appropriations	FFB	Persistent Poverty FFB	RESP	Persistent Poverty RESP	Treasury Rate	Persistent Poverty Treasury	Recovery Operating FFB	Recovery Operating Treasury	Guarantee	IRA PACE	Total
<b>Program Level</b>	\$ 729,900,000	\$ 391,940,000	\$ 81,162,687	\$ 9,748,462	\$ 729,900,000	\$ 391,940,000	\$ -	\$ -	\$750,000,000	\$2,655,804,193	\$ 3,084,591,149
Allocation	\$ 729,900,000	\$ 391,940,000	\$ 81,162,687	\$ 9,748,462	\$ 729,900,000	\$ 391,940,000	\$ -	\$ -	\$750,000,000	\$2,655,804,193	\$ 3,084,591,149
Obligated	\$ 13,695,000	\$ 105,458,000	\$ 7,000,000	\$ -	\$ 539,424,000	\$ 167,164,000	\$ -	\$ -	\$0	\$16,900,000	\$ 832,741,000
Remaining Allocation	\$ 716,205,000	\$ 716,205,000	\$ 74,162,687	\$ 9,748,462	\$ 190,476,000	\$ 224,776,000	\$ -	\$ -	\$750,000,000	\$2,638,904,193	\$ 2,681,573,149
Remaining Authority	\$ 716,205,000	\$ 716,205,000	\$ 74,162,687	\$ 9,748,462	\$ 190,476,000	\$ 224,776,000	\$ -	\$ -	\$750,000,000	\$2,638,904,193	\$ 2,681,573,149
<b>Surplus/Deficiency of funds</b>	<b>\$ 637,739,000</b>	<b>\$ (318,417,000)</b>	<b>\$ 4,162,687</b>	<b>\$ 9,748,462</b>	<b>\$ (462,954,000)</b>	<b>\$ (5,324,000)</b>	<b>\$ -</b>	<b>\$ -</b>	<b>(\$600,000,000)</b>	<b>\$ 2,516,592,793</b>	<b>-\$735,044,851</b>

Applications	#	\$	#	\$	#	\$	#	\$	#	\$	#	\$	#	\$	#	\$						
On Hand for FY2024	4	\$ 92,161,000	6	\$ 710,357,000	8	\$ 77,000,000	0	\$ -	27	\$ 1,192,854,000	10	\$ 397,264,000	0	\$ -	0	\$ -	2	\$ 1,350,000,000	6	\$ 139,211,400	63	\$ 3,958,847,400
Approved	1	\$ 13,695,000	2	\$ 105,458,000	1	\$ 7,000,000	0	\$ -	12	\$ 584,578,000	4	\$ 167,164,000	0	\$ -	0	\$ -	0	\$ -	1	\$ 16,900,000	21	\$ 894,795,000
Remaining for FY2024	3	\$ 78,466,000	4	\$ 604,899,000	7	\$ 70,000,000	0	\$ -	15	\$ 608,276,000	6	\$ 230,100,000	0	\$ -	0	\$ -	2	\$ 1,350,000,000	5	\$ 122,311,400	42	\$ 3,064,052,400

**Appropriations and Applications**



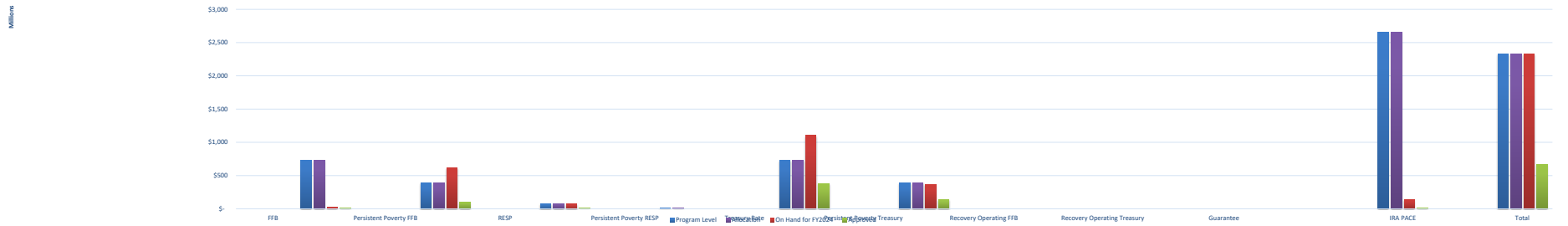
### Fiscal Year 2024 Loans and Appropriations

Appropriations	FFB	Persistent Poverty FFB	RESP	Persistent Poverty RESP	Treasury Rate	Persistent Poverty Treasury	Recovery Operating FFB	Recovery Operating Treasury	Guarantee	IRA PACE	Total
Program Level	\$ 729,900,000	\$ 391,940,000	\$ 81,162,687	\$ 9,748,462	\$ 729,900,000	\$ 391,940,000	\$ -	\$ -	\$ 0	\$ 2,655,804,193	\$ 2,334,591,149
Allocation	\$ 729,900,000	\$ 391,940,000	\$ 81,162,687	\$ 9,748,462	\$ 729,900,000	\$ 391,940,000	\$ -	\$ -	\$ 0	\$ 2,655,804,193	\$ 2,334,591,149
Obligated	\$ 13,695,000	\$ 105,458,000	\$ 7,000,000	\$ -	\$ 381,364,000	\$ 143,164,000	\$ -	\$ -	\$ 0	\$ 16,900,000	\$ 650,681,000
Remaining Allocation	\$ 716,205,000	\$ 716,205,000	\$ 74,162,687	\$ 9,748,462	\$ 348,536,000	\$ 248,776,000	\$ -	\$ -	\$ 0	\$ 2,638,904,193	\$ 2,113,633,149
Surplus/Deficiency of funds	\$ 716,205,000	\$ 716,205,000	\$ 74,162,687	\$ 9,748,462	\$ 348,536,000	\$ 248,776,000	\$ -	\$ -	\$ 0	\$ 2,638,904,193	\$ 2,113,633,149
	<b>\$ 701,205,000</b>	<b>\$ (225,755,000)</b>	<b>\$ 4,162,687</b>	<b>\$ 9,748,462</b>	<b>\$ (371,927,000)</b>	<b>\$ 25,491,000</b>	<b>\$ -</b>	<b>\$ -</b>	<b>\$ 0</b>	<b>\$ 2,516,592,793</b>	<b>\$ 142,925,149</b>

Applications	#	\$	#	\$	#	\$	#	\$	#	\$	#	\$	#	\$
On Hand for FY2024	2	\$ 28,695,000	4	\$ 617,695,000	8	\$ 77,000,000	0	\$ -	22	\$ 1,101,827,000	8	\$ 366,449,000	0	\$ -
Approved	1	\$ 13,695,000	2	\$ 105,458,000	1	\$ 7,000,000	0	\$ -	7	\$ 381,364,000	3	\$ 143,164,000	0	\$ -
Remaining for FY2024	1	\$ 15,000,000	2	\$ 512,237,000	7	\$ 70,000,000	0	\$ -	15	\$ 720,463,000	5	\$ 223,285,000	0	\$ -

Appropriations and Applications



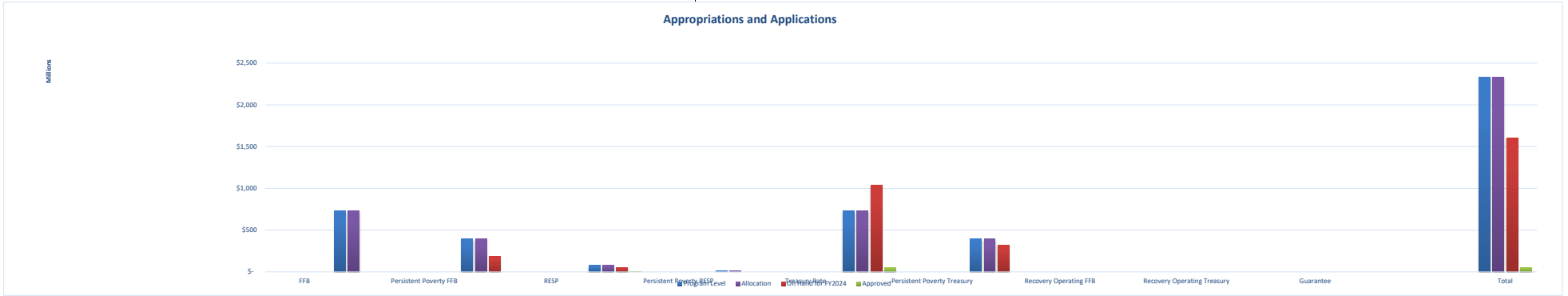
**Fiscal Year 2024 Loans and Appropriations**

Appropriations	FFB	Persistent Poverty FFB	RESP	Persistent Poverty RESP	Treasury Rate	Persistent Poverty Treasury	Recovery Operating FFB	Recovery Operating Treasury	Guarantee	Total
Program Level	\$ 729,900,000	\$ 391,940,000	\$ 81,162,687	\$ 9,748,462	\$ 729,900,000	\$ 391,940,000	\$ -	\$ -	\$0	\$ 2,334,591,149
Allocation	\$ 729,900,000	\$ 391,940,000	\$ 81,162,687	\$ 9,748,462	\$ 729,900,000	\$ 391,940,000	\$ -	\$ -	\$0	\$ 2,334,591,149
Obligated	\$ -	\$ -	\$ 7,000,000	\$ -	\$ 47,784,000	\$ -	\$ -	\$ -	\$0	\$ 54,784,000
Remaining Allocation	\$ 729,900,000	\$ 729,900,000	\$ 74,162,687	\$ 9,748,462	\$ 682,116,000	\$ 391,940,000	\$ -	\$ -	\$0	\$ 2,617,767,149
Remaining Authority	\$ 729,900,000	\$ 729,900,000	\$ 74,162,687	\$ 9,748,462	\$ 682,116,000	\$ 391,940,000	\$ -	\$ -	\$0	\$ 2,617,767,149
Surplus/Deficiency of funds	\$ 729,900,000	\$ 206,040,000	\$ 29,162,687	\$ 9,748,462	\$ (312,627,000)	\$ 69,776,000	\$ -	\$ -	\$0	\$732,000,149

Applications	#	\$	#	\$	#	\$	#	\$	#	\$	#	\$								
On Hand for FY2024	0	\$ -	3	\$ 185,900,000	5	\$ 52,000,000	0	\$ -	21	\$ 1,042,527,000	7	\$ 322,164,000	0	\$ -	0	\$ -	0	\$ -	36	\$ 1,602,591,000
Approved	0	\$ -	0	\$ -	1	\$ 7,000,000	0	\$ -	2	\$ 47,784,000	0	\$ -	0	\$ -	0	\$ -	0	\$ -	3	\$ 54,784,000
Remaining for FY2024	0	\$ -	3	\$ 185,900,000	4	\$ 45,000,000	0	\$ -	19	\$ 994,743,000	7	\$ 322,164,000	0	\$ -	0	\$ -	0	\$ -	33	\$ 1,547,807,000

**Appropriations and Applications**



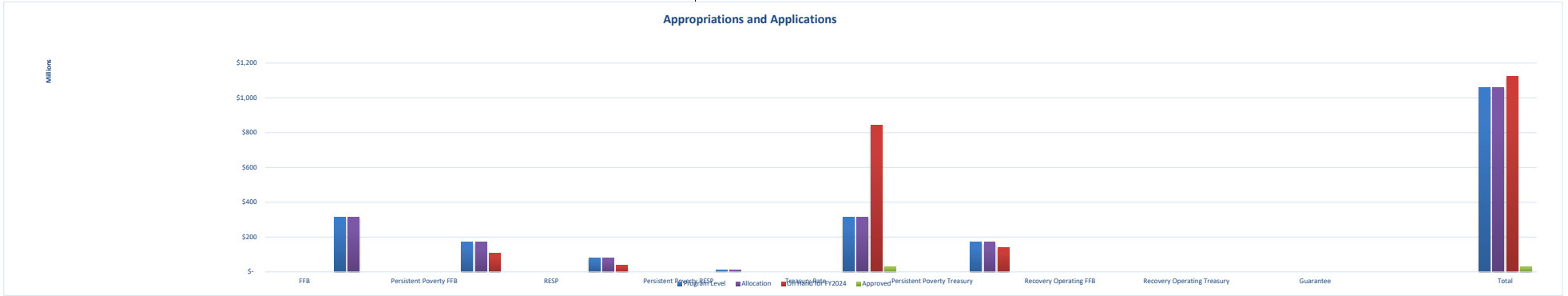
**Fiscal Year 2024 Loans and Appropriations**

Appropriations	FFB	Persistent Poverty FFB	RESP	Persistent Poverty RESP	Treasury Rate	Persistent Poverty Treasury	Recovery Operating FFB	Recovery Operating Treasury	Guarantee	Total
Program Level	\$ 315,600,000	\$ 169,470,000	\$ 81,162,687	\$ 9,748,462	\$ 315,600,000	\$ 169,470,000	\$ -	\$ -	\$0	\$ 1,061,051,149
Allocation	\$ 315,600,000	\$ 169,470,000	\$ 81,162,687	\$ 9,748,462	\$ 315,600,000	\$ 169,479,000	\$ -	\$ -	\$0	\$ 1,061,060,149
Obligated	\$ -	\$ -	\$ -	\$ -	\$ 29,784,000	\$ -	\$ -	\$ -	\$0	\$ 29,784,000
Remaining Allocation	\$ 315,600,000	\$ 315,600,000	\$ 81,162,687	\$ 9,748,462	\$ 285,816,000	\$ 169,479,000	\$ -	\$ -	\$0	\$ 1,177,406,149
Remaining Authority	\$ 315,600,000	\$ 315,600,000	\$ 81,162,687	\$ 9,748,462	\$ 285,816,000	\$ 169,470,000	\$ -	\$ -	\$0	\$ 1,177,397,149
Surplus/Deficiency of funds	\$ 315,600,000	\$ 63,570,000	\$ 44,162,687	\$ 9,748,462	\$ (527,979,000)	\$ 30,806,000	\$ -	\$ -	\$0	\$ -64,091,851

Applications	#	\$	#	\$	#	\$	#	\$	#	\$	#	\$						
On Hand for FY2024	0	\$ -	2	\$ 105,900,000	3	\$ 37,000,000	0	\$ -	14	\$ 843,579,000	2	\$ 138,664,000	0	\$ -	0	\$ -	21	\$ 1,125,143,000
Approved	0	\$ -	0	\$ -	0	\$ -	0	\$ -	1	\$ 29,784,000	0	\$ -	0	\$ -	0	\$ -	1	\$ 29,784,000
Remaining for FY2024	0	\$ -	2	\$ 105,900,000	3	\$ 37,000,000	0	\$ -	13	\$ 813,795,000	2	\$ 138,664,000	0	\$ -	0	\$ -	20	\$ 1,095,359,000

**Appropriations and Applications**



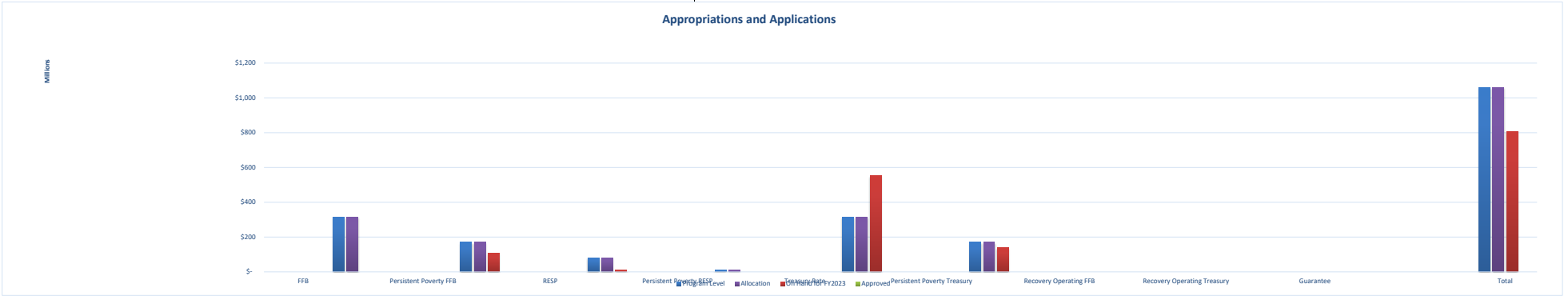
### Fiscal Year 2023 Loans and Appropriations

Appropriations	FFB	Persistent Poverty FFB	RESP	Persistent Poverty RESP	Treasury Rate	Persistent Poverty Treasury	Recovery Operating FFB	Recovery Operating Treasury	Guarantee	Total
Program Level	\$ 315,600,000	\$ 169,470,000	\$ 81,162,687	\$ 9,748,462	\$ 315,600,000	\$ 169,470,000	\$ -	\$ -	\$0	\$ 1,061,051,149
Allocation	\$ 315,600,000	\$ 169,470,000	\$ 81,162,687	\$ 9,748,462	\$ 315,600,000	\$ 169,479,000	\$ -	\$ -	\$0	\$ 1,061,060,149
Obligated	\$ -	\$ -	\$ -	\$ -	\$ -	\$ -	\$ -	\$ -	\$0	\$ -
Remaining Allocation	\$ 315,600,000	\$ 315,600,000	\$ 81,162,687	\$ 9,748,462	\$ 315,600,000	\$ 169,479,000	\$ -	\$ -	\$0	\$ 1,207,190,149
Remaining Authority	\$ 315,600,000	\$ 315,600,000	\$ 81,162,687	\$ 9,748,462	\$ 315,600,000	\$ 169,470,000	\$ -	\$ -	\$0	\$ 1,207,181,149
Surplus/Deficiency of funds	\$ 315,600,000	\$ 63,570,000	\$ 71,162,687	\$ 9,748,462	\$ (236,443,000)	\$ 30,806,000	\$ -	\$ -	\$0	\$ 254,444,149

Applications	#	\$	#	\$	#	\$	#	\$	#	\$	#	\$						
On Hand for FY2023	0	\$ -	2	\$ 105,900,000	1	\$ 10,000,000	0	\$ -	10	\$ 552,043,000	2	\$ 138,664,000	0	\$ -	0	\$ -	15	\$ 806,607,000
Approved	0	\$ -	0	\$ -	0	\$ -	0	\$ -	0	\$ -	0	\$ -	0	\$ -	0	\$ -	0	\$ -
Remaining for FY2023	0	\$ -	2	\$ 105,900,000	1	\$ 10,000,000	0	\$ -	10	\$ 552,043,000	2	\$ 138,664,000	0	\$ -	0	\$ -	15	\$ 806,607,000

Appropriations and Applications



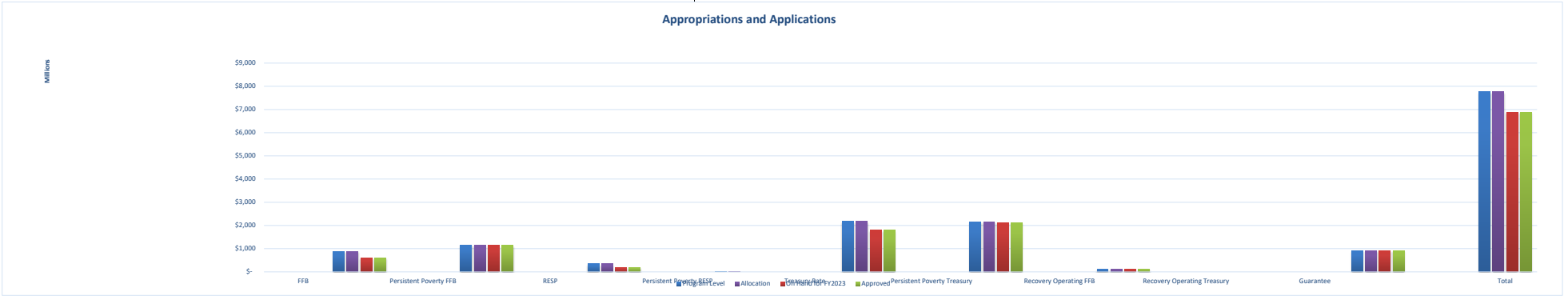
### Fiscal Year 2023 Loans and Appropriations

Appropriations	FFB	Persistent Poverty FFB	RESP	Persistent Poverty RESP	Treasury Rate	Persistent Poverty Treasury	Recovery Operating FFB	Recovery Operating Treasury	Guarantee	Total
<b>Program Level</b>	\$ 882,235,000	\$ 1,162,000,000	\$ 341,069,332	\$ 16,817,743	\$ 2,173,000,000	\$ 2,160,000,000	\$ 122,765,000	\$ -	\$900,000,000	\$ 7,757,887,075
Allocation	\$ 882,235,000	\$ 1,162,000,000	\$ 341,069,332	\$ 16,817,743	\$ 2,173,000,000	\$ 2,160,000,000	\$ 122,765,000	\$ -	\$900,000,000	\$ 7,757,887,075
Obligated	\$ 611,798,000	\$ 1,133,867,000	\$ 201,050,000	\$ -	\$ 1,795,166,300	\$ 2,113,412,000	\$ 122,765,000	\$ -	\$900,000,000	\$ 6,878,058,300
Remaining Allocation	\$ 270,437,000	\$ 270,437,000	\$ 140,019,332	\$ 16,817,743	\$ 377,833,700	\$ 46,588,000	\$ -	\$ -	\$0	\$ 1,122,132,775
<b>Remaining Authority</b>	\$ 270,437,000	\$ 270,437,000	\$ 140,019,332	\$ 16,817,743	\$ 377,833,700	\$ 46,588,000	\$ -	\$ -	\$0	\$ 1,122,132,775
<b>Surplus/Deficiency of funds</b>	<b>\$ 270,437,000</b>	<b>\$ 28,133,000</b>	<b>\$ 140,019,332</b>	<b>\$ 16,817,743</b>	<b>\$ 377,834,000</b>	<b>\$ 46,588,000</b>	<b>\$ -</b>	<b>\$ -</b>	<b>\$0</b>	<b>\$879,829,075</b>

Applications	#	\$	#	\$	#	\$	#	\$	#	\$	#	\$
On Hand for FY2023	6	\$ 611,798,000	4	\$ 1,133,867,000	10	\$ 201,050,000	0	\$ -	52	\$ 1,795,166,000	27	\$ 2,113,412,000
Approved	6	\$ 611,798,000	4	\$ 1,133,867,000	10	\$ 201,050,000	0	\$ -	52	\$ 1,795,166,000	27	\$ 2,113,412,000
Remaining for FY2023	0	\$ -	0	\$ -	0	\$ -	0	\$ -	0	\$ -	0	\$ -

Appropriations and Applications



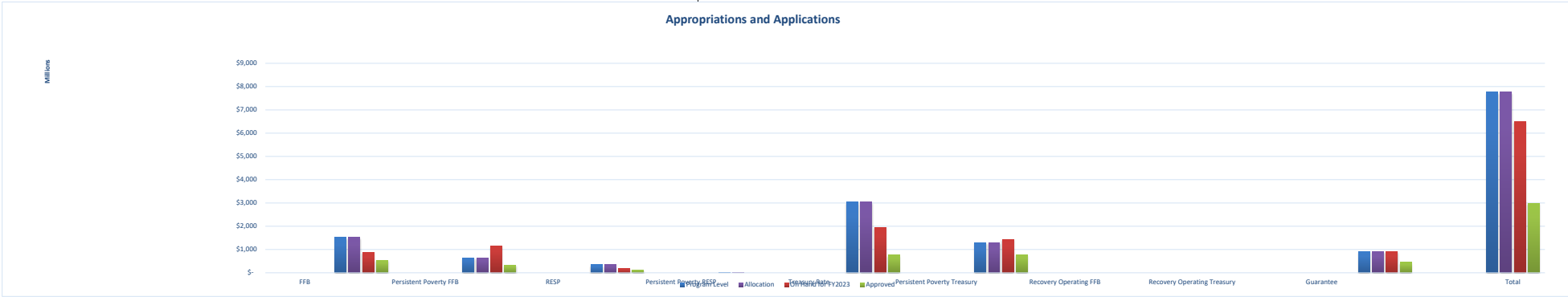
### Fiscal Year 2023 Loans and Appropriations

Fiscal Year 2023 Loans and Appropriations											
Appropriations	FFB	Persistent Poverty FFB	RESP	Persistent Poverty RESP	Treasury Rate	Persistent Poverty Treasury	Recovery Operating FFB	Recovery Operating Treasury	Guarantee	Total	
Program Level	\$ 1,517,000,000	\$ 650,000,000	\$ 341,069,332	\$ 16,817,743	\$ 3,033,000,000	\$ 1,300,000,000	\$ -	\$ -	\$900,000,000	\$ 7,757,887,075	
Allocation	\$ 1,517,000,000	\$ 650,000,000	\$ 341,069,332	\$ 16,817,743	\$ 3,033,000,000	\$ 1,300,000,000	\$ -	\$ -	\$900,000,000	\$ 7,757,887,075	
Obligated	\$ 542,256,000	\$ 328,924,000	\$ 132,550,000	\$ -	\$ 758,824,000	\$ 777,939,000	\$ -	\$ -	\$450,000,000	\$ 2,990,493,000	
Remaining Allocation	\$ 974,744,000	\$ 974,744,000	\$ 208,519,332	\$ 16,817,743	\$ 2,274,176,000	\$ 522,061,000	\$ -	\$ -	\$450,000,000	\$ 5,421,062,075	
Remaining Authority	\$ 974,744,000	\$ 974,744,000	\$ 208,519,332	\$ 16,817,743	\$ 2,274,176,000	\$ 522,061,000	\$ -	\$ -	\$450,000,000	\$ 5,421,062,075	
Surplus/Deficiency of funds	<b>\$ 651,744,000</b>	<b>\$ (499,693,000)</b>	<b>\$ 152,019,332</b>	<b>\$ 16,817,743</b>	<b>\$ 1,077,485,950</b>	<b>\$ (127,255,100)</b>	<b>\$ -</b>	<b>\$ -</b>	<b>\$0</b>	<b>\$1,271,118,925</b>	

Applications	#	\$	#	\$	#	\$	#	\$	#	\$	#	\$
On Hand for FY2023	6	\$ 865,256,000	5	\$ 1,149,693,000	9	\$ 189,050,000	0	\$ -	55	\$ 1,955,514,050	27	\$ 1,427,255,100
Approved	4	\$ 542,256,000	1	\$ 328,924,000	7	\$ 132,550,000	0	\$ -	33	\$ 758,824,000	17	\$ 777,939,000
Remaining for FY2023	2	\$ 323,000,000	4	\$ 820,769,000	2	\$ 56,500,000	0	\$ -	22	\$ 1,196,690,050	10	\$ 649,316,100

Appropriations and Applications





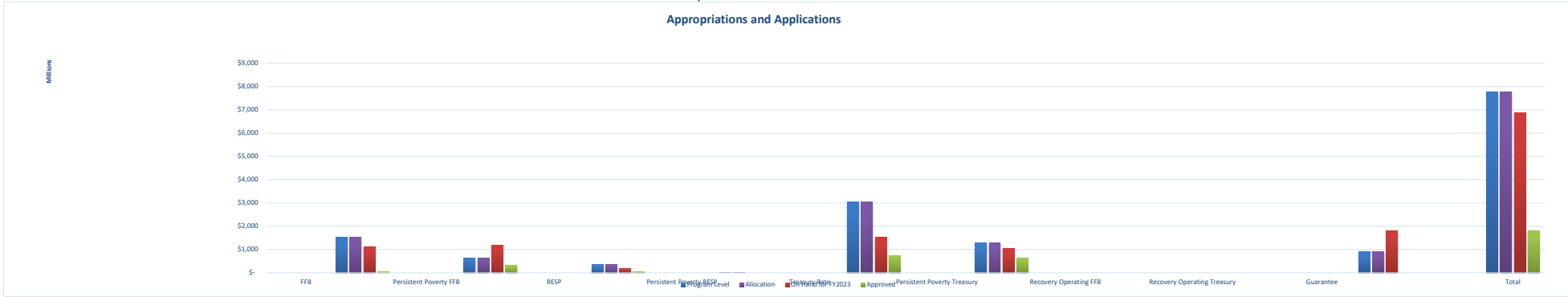
### Fiscal Year 2023 Loans and Appropriations

Fiscal Year 2023 Loans and Appropriations											
Appropriations	FFB	Persistent Poverty FFB	RESP	Persistent Poverty RESP	Treasury Rate	Persistent Poverty Treasury	Recovery Operating FFB	Recovery Operating Treasury	Guarantee	Total	
Program Level	\$ 1,517,000,000	\$ 650,000,000	\$ 341,069,332	\$ 16,817,743	\$ 3,033,000,000	\$ 1,300,000,000	\$ -	\$ -	\$900,000,000	\$ 7,757,887,075	
Allocation	\$ 1,517,000,000	\$ 650,000,000	\$ 341,069,332	\$ 16,817,743	\$ 3,033,000,000	\$ 1,300,000,000	\$ -	\$ -	\$900,000,000	\$ 7,757,887,075	
Obligated	\$ 49,597,000	\$ 328,924,000	\$ 12,650,000	\$ -	\$ 657,230,000	\$ 634,895,000	\$ -	\$ -	\$0	\$ 1,683,296,000	
Remaining Allocation	\$ 1,467,403,000	\$ 1,467,403,000	\$ 328,419,332	\$ 16,817,743	\$ 2,375,770,000	\$ 665,105,000	\$ -	\$ -	\$900,000,000	\$ 7,220,918,075	
Remaining Authority	\$ 1,467,403,000	\$ 1,467,403,000	\$ 328,419,332	\$ 16,817,743	\$ 2,375,770,000	\$ 665,105,000	\$ -	\$ -	\$900,000,000	\$ 7,220,918,075	
Surplus/Deficiency of funds	<b>\$ 391,531,000</b>	<b>\$ (535,693,000)</b>	<b>\$ 141,769,332</b>	<b>\$ 16,817,743</b>	<b>\$ 1,517,271,950</b>	<b>\$ 248,884,000</b>	<b>\$ -</b>	<b>\$ -</b>	<b>(\$900,000,000)</b>	<b>\$880,581,025</b>	

Applications	#	\$	#	\$	#	\$	#	\$	#	\$	#	\$
On Hand for FY2023	7	\$ 1,125,469,000	6	\$ 1,185,693,000	11	\$ 199,300,000	0	\$ -	48	\$ 1,515,728,050	21	\$ 1,051,116,000
Approved	3	\$ 49,597,000	1	\$ 328,924,000	5	\$ 52,650,000	0	\$ -	31	\$ 748,230,000	14	\$ 634,895,000
Remaining for FY2023	4	\$ 1,075,872,000	5	\$ 856,769,000	6	\$ 146,650,000	0	\$ -	17	\$ 767,498,050	7	\$ 416,221,000

Appropriations and Applications



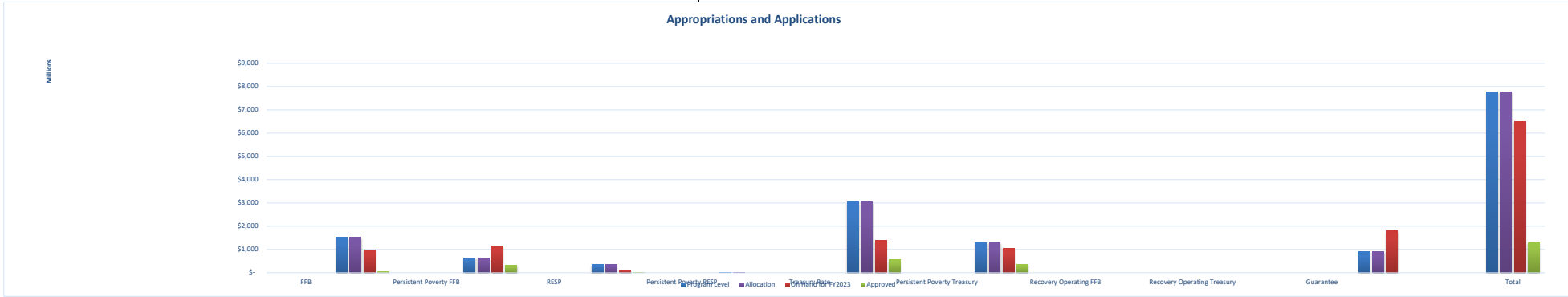
### Fiscal Year 2023 Loans and Appropriations

Fiscal Year 2023 Loans and Appropriations											
Appropriations	FFB	Persistent Poverty FFB	RESP	Persistent Poverty RESP	Treasury Rate	Persistent Poverty Treasury	Recovery Operating FFB	Recovery Operating Treasury	Guarantee	Total	
Program Level	\$ 1,517,000,000	\$ 650,000,000	\$ 359,227,481	\$ 16,817,743	\$ 3,033,000,000	\$ 1,300,000,000	\$ -	\$ -	\$900,000,000	\$ 7,776,045,224	
Allocation	\$ 1,517,000,000	\$ 650,000,000	\$ 359,227,481	\$ 16,817,743	\$ 3,033,000,000	\$ 1,300,000,000	\$ -	\$ -	\$900,000,000	\$ 7,776,045,224	
Obligated	\$ 49,597,000	\$ 328,924,000	\$ 12,400,000	\$ -	\$ 539,729,000	\$ 350,680,000	\$ -	\$ -	\$0	\$ 1,281,330,000	
Remaining Allocation	\$ 1,467,403,000	\$ 1,467,403,000	\$ 346,827,481	\$ 16,817,743	\$ 2,493,271,000	\$ 949,320,000	\$ -	\$ -	\$900,000,000	\$ 7,641,042,224	
Remaining Authority	\$ 1,467,403,000	\$ 1,467,403,000	\$ 346,827,481	\$ 16,817,743	\$ 2,493,271,000	\$ 949,320,000	\$ -	\$ -	\$900,000,000	\$ 7,641,042,224	
Surplus/Deficiency of funds	\$ 533,674,000	\$ (515,501,000)	\$ 235,177,481	\$ 16,817,743	\$ 1,652,860,250	\$ 245,928,000	\$ -	\$ -	\$ (900,000,000)	\$ 1,268,956,474	

Applications	#	\$	#	\$	#	\$	#	\$	#	\$	#	\$
On Hand for FY2023	7	\$ 983,326,000	5	\$ 1,165,501,000	9	\$ 124,050,000	0	\$ -	43	\$ 1,380,139,750	20	\$ 1,054,072,000
Approved	3	\$ 49,597,000	1	\$ 328,924,000	3	\$ 12,400,000	0	\$ -	25	\$ 547,729,000	9	\$ 350,680,000
Remaining for FY2023	4	\$ 933,729,000	4	\$ 836,577,000	6	\$ 111,650,000	0	\$ -	18	\$ 832,410,750	11	\$ 703,392,000

Appropriations and Applications



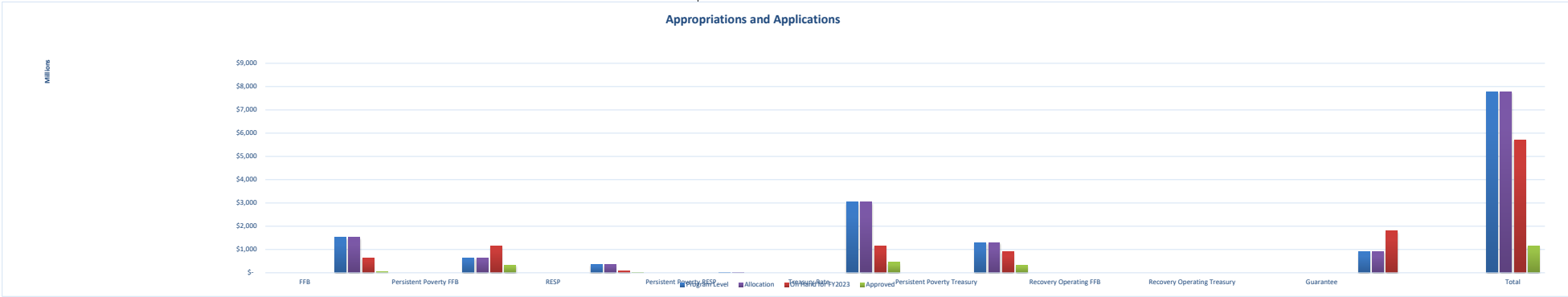
**Fiscal Year 2023 Loans and Appropriations**

Appropriations	FFB	Persistent Poverty FFB	RESP	Persistent Poverty RESP	Treasury Rate	Persistent Poverty Treasury	Recovery Operating FFB	Recovery Operating Treasury	Guarantee	Total
Program Level	\$ 1,517,000,000	\$ 650,000,000	\$ 359,227,481	\$ 16,817,743	\$ 3,033,000,000	\$ 1,300,000,000	\$ -	\$ -	\$900,000,000	\$ 7,776,045,224
Allocation	\$ 1,517,000,000	\$ 650,000,000	\$ 359,227,481	\$ 16,817,743	\$ 3,033,000,000	\$ 1,300,000,000	\$ -	\$ -	\$900,000,000	\$ 7,776,045,224
Obligated	\$ 49,597,000	\$ 328,924,000	\$ 12,400,000	\$ -	\$ 438,265,000	\$ 299,982,000	\$ -	\$ -	\$0	\$ 1,129,168,000
Remaining Allocation	\$ 1,467,403,000	\$ 1,467,403,000	\$ 346,827,481	\$ 16,817,743	\$ 2,594,735,000	\$ 1,000,018,000	\$ -	\$ -	\$900,000,000	\$ 7,793,204,224
Remaining Authority	\$ 1,467,403,000	\$ 1,467,403,000	\$ 346,827,481	\$ 16,817,743	\$ 2,594,735,000	\$ 1,000,018,000	\$ -	\$ -	\$900,000,000	\$ 7,793,204,224
Surplus/Deficiency of funds	\$ 888,923,000	\$ (515,501,000)	\$ 275,177,481	\$ 16,817,743	\$ 1,886,397,250	\$ 406,635,000	\$ -	\$ -	\$-900,000,000	\$ 2,058,449,474

Applications	#	\$	#	\$	#	\$	#	\$	#	\$	#	\$
On Hand for FY2023	4	\$ 628,077,000	5	\$ 1,165,501,000	8	\$ 84,050,000	0	\$ -	35	\$ 1,146,602,750	17	\$ 893,365,000
Approved	3	\$ 49,597,000	1	\$ 328,924,000	3	\$ 12,400,000	0	\$ -	20	\$ 446,265,000	7	\$ 328,949,000
Remaining for FY2023	1	\$ 578,480,000	4	\$ 836,577,000	5	\$ 71,650,000	0	\$ -	15	\$ 700,337,750	10	\$ 564,416,000
											0	\$ -
											2	\$ 1,800,000,000
											71	\$ 5,717,595,750
											34	\$ 1,166,135,000
											2	\$ 1,800,000,000
											37	\$ 4,551,460,750

**Appropriations and Applications**



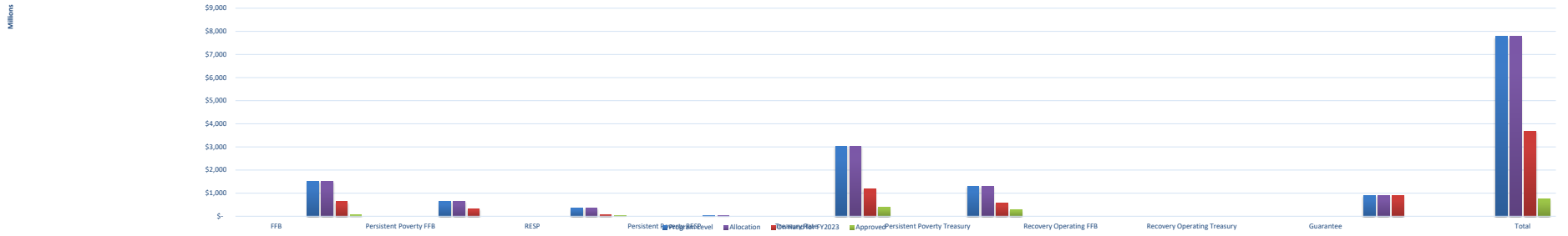
### Fiscal Year 2023 Loans and Appropriations

Appropriations	FFB	Persistent Poverty FFB	RESP	Persistent Poverty RESP	Treasury Rate	Persistent Poverty Treasury	Recovery Operating FFB	Recovery Operating Treasury	Guarantee	Total
Program Level	\$ 1,517,000,000	\$ 650,000,000	\$ 359,227,481	\$ 16,817,743	\$ 3,033,000,000	\$ 1,300,000,000	\$ -	\$ -	\$ 900,000,000	\$ 7,776,045,224
Allocation	\$ 1,517,000,000	\$ 650,000,000	\$ 359,227,481	\$ 16,817,743	\$ 3,033,000,000	\$ 1,300,000,000	\$ -	\$ -	\$ 900,000,000	\$ 7,776,045,224
Obligated	\$ 46,097,000	\$ -	\$ 12,400,000	\$ -	\$ 391,479,000	\$ 299,982,000	\$ -	\$ -	\$ 0	\$ 749,958,000
Remaining Allocation	\$ 1,470,903,000	\$ 1,470,903,000	\$ 346,827,481	\$ 16,817,743	\$ 2,641,521,000	\$ 1,000,018,000	\$ -	\$ -	\$ 900,000,000	\$ 7,846,990,224
Remaining Authority	\$ 1,470,903,000	\$ 1,470,903,000	\$ 346,827,481	\$ 16,817,743	\$ 2,641,521,000	\$ 1,000,018,000	\$ -	\$ -	\$ 900,000,000	\$ 7,846,990,224
Surplus/Deficiency of funds	\$ 888,923,000	\$ 321,076,000	\$ 275,427,481	\$ 16,817,743	\$ 1,850,454,250	\$ 734,017,000	\$ -	\$ -	\$ 0	\$ 4,086,715,474

Applications	#	\$	#	\$	#	\$	#	\$	#	\$	#	\$
On Hand for FY2023	4	\$ 628,077,000	1	\$ 328,924,000	7	\$ 83,800,000	0	\$ -	31	\$ 1,182,545,750	11	\$ 565,983,000
Approved	3	\$ 49,597,000	0	\$ -	3	\$ 12,400,000	0	\$ -	17	\$ 401,479,000	6	\$ 299,982,000
Remaining for FY2023	1	\$ 578,480,000	1	\$ 328,924,000	4	\$ 71,400,000	0	\$ -	14	\$ 781,066,750	5	\$ 266,001,000

Appropriations and Applications



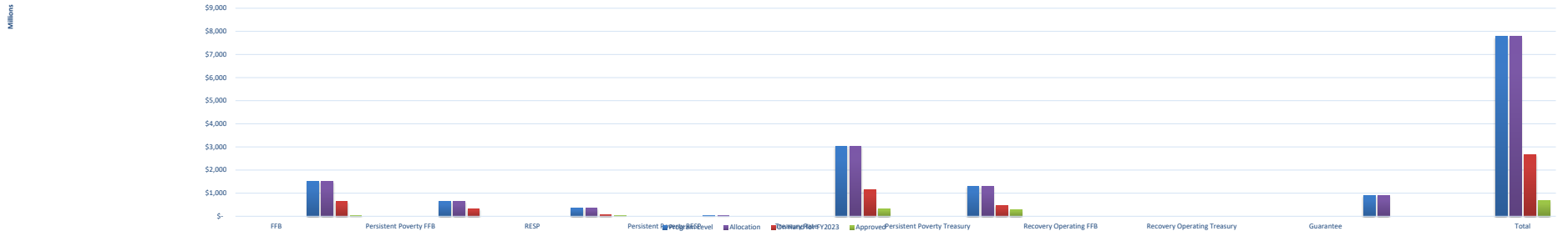
### Fiscal Year 2023 Loans and Appropriations

Appropriations	FFB	Persistent Poverty FFB	RESP	Persistent Poverty RESP	Treasury Rate	Persistent Poverty Treasury	Recovery Operating FFB	Recovery Operating Treasury	Guarantee	Total
Program Level	\$ 1,517,000,000	\$ 650,000,000	\$ 359,227,481	\$ 16,817,743	\$ 3,033,000,000	\$ 1,300,000,000	\$ -	\$ -	\$900,000,000	\$ 7,776,045,224
Allocation	\$ 1,517,000,000	\$ 650,000,000	\$ 359,227,481	\$ 16,817,743	\$ 3,033,000,000	\$ 1,300,000,000	\$ -	\$ -	\$900,000,000	\$ 7,776,045,224
Obligated	\$ 46,097,000	\$ -	\$ 7,500,000	\$ -	\$ 284,058,000	\$ 299,982,000	\$ -	\$ -	\$0	\$ 637,637,000
Remaining Allocation	\$ 1,470,903,000	\$ 1,470,903,000	\$ 351,727,481	\$ 16,817,743	\$ 2,748,942,000	\$ 1,000,018,000	\$ -	\$ -	\$900,000,000	\$ 7,959,311,224
Remaining Authority	\$ 1,470,903,000	\$ 1,470,903,000	\$ 351,727,481	\$ 16,817,743	\$ 2,748,942,000	\$ 1,000,018,000	\$ -	\$ -	\$900,000,000	\$ 7,959,311,224
Surplus/Deficiency of funds	\$ 883,504,545	\$ 321,000,000	\$ 275,427,481	\$ 16,817,743	\$ 1,881,872,250	\$ 835,038,000	\$ -	\$ -	\$900,000,000	\$ 5,113,660,019

Applications	#	\$	#	\$	#	\$	#	\$	#	\$	#	\$
On Hand for FY2023	4	\$ 633,495,455	1	\$ 329,000,000	7	\$ 83,800,000	0	\$ -	29	\$ 1,151,127,750	10	\$ 464,962,000
Approved	2	\$ 46,097,000	0	\$ -	3	\$ 12,400,000	0	\$ -	13	\$ 331,245,000	6	\$ 299,982,000
Remaining for FY2023	2	\$ 587,398,455	1	\$ 329,000,000	4	\$ 71,400,000	0	\$ -	16	\$ 819,882,750	4	\$ 164,980,000

Appropriations and Applications



### Fiscal Year 2023 Loans and Appropriations

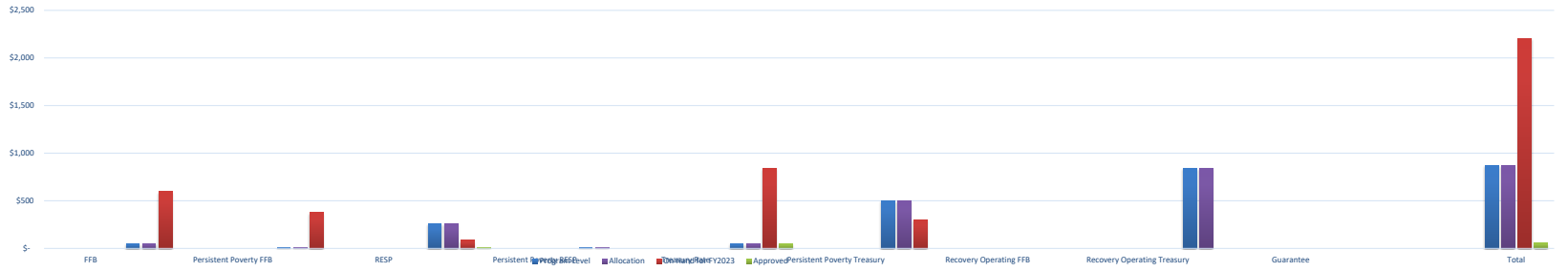
Appropriations	FFB	Persistent Poverty FFB	RESP	Persistent Poverty RESP	Treasury Rate	Persistent Poverty Treasury	Recovery Operating FFB	Recovery Operating Treasury	Guarantee	Total
Program Level	\$ 50,000,000	\$ 10,000,000	\$ 259,420,345	\$ 5,728,061	\$ 50,000,000	\$ 500,000,000	\$ -	\$ 837,109,000	\$0	\$ 875,148,406
Allocation	\$ 50,000,000	\$ 10,000,000	\$ 259,420,345	\$ 5,728,061	\$ 50,000,000	\$ 500,000,000	\$ -	\$ 837,109,000	\$0	\$ 875,148,406
Obligated	\$ -	\$ -	\$ 2,500,000	\$ -	\$ 48,640,000	\$ -	\$ -	\$ -	\$0	\$ 51,140,000
Remaining Allocation	\$ 50,000,000	\$ 50,000,000	\$ 256,920,345	\$ 5,728,061	\$ 1,360,000	\$ 500,000,000	\$ -	\$ 837,109,000	\$0	\$ 864,008,406
Remaining Authority	\$ 50,000,000	\$ 50,000,000	\$ 256,920,345	\$ 5,728,061	\$ 1,360,000	\$ 500,000,000	\$ -	\$ 837,109,000	\$0	\$ 864,008,406
Surplus/Deficiency of funds	\$ (547,823,455)	\$ (367,754,000)	\$ 175,620,345	\$ 5,728,061	\$ (793,403,000)	\$ 200,441,000	\$ -	\$ 837,109,000	\$0	\$ (1,327,191,049)

Applications	#	\$	#	\$	#	\$	#	\$	#	\$	#	\$
On Hand for FY2023	2	\$ 597,823,455	3	\$ 377,754,000	7	\$ 83,800,000	0	\$ -	27	\$ 843,403,000	4	\$ 299,559,000
Approved	0	\$ -	0	\$ -	2	\$ 7,500,000	0	\$ -	4	\$ 48,640,000	0	\$ -
Remaining for FY2023	2	\$ 597,823,455	3	\$ 377,754,000	5	\$ 76,300,000	0	\$ -	23	\$ 794,763,000	4	\$ 299,559,000

Appropriations and Applications

Millions



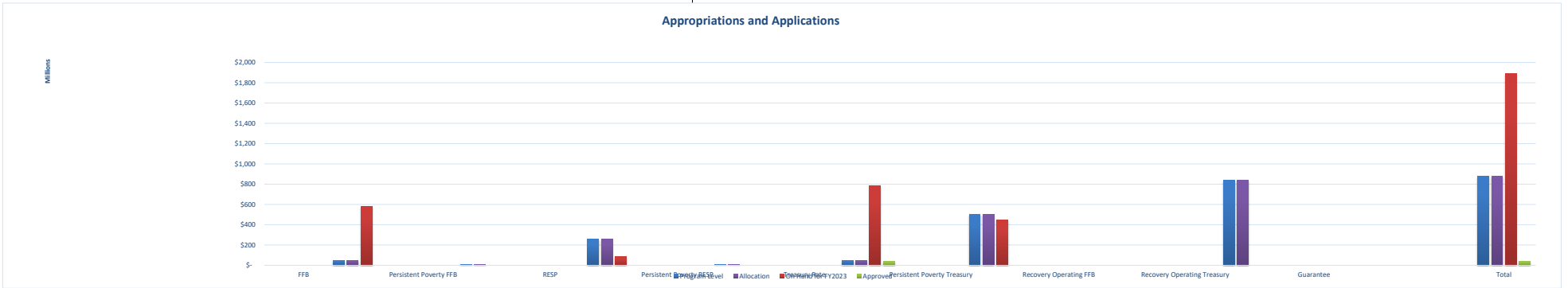
### Fiscal Year 2023 Loans and Appropriations

Appropriations	FFB	Persistent Poverty FFB	RESP	Persistent Poverty RESP	Treasury Rate	Persistent Poverty Treasury	Recovery Operating FFB	Recovery Operating Treasury	Guarantee	Total
Program Level	\$ 50,000,000	\$ 10,000,000	\$ 259,420,345	\$ 5,728,061	\$ 50,000,000	\$ 500,000,000	\$ -	\$ 837,109,000	\$0	\$ 875,148,406
Allocation	\$ 50,000,000	\$ 10,000,000	\$ 259,420,345	\$ 5,728,061	\$ 50,000,000	\$ 500,000,000	\$ -	\$ 837,109,000	\$0	\$ 875,148,406
Obligated	\$ -	\$ -	\$ -	\$ -	\$ 39,333,000	\$ -	\$ -	\$ -	\$0	\$ 39,333,000
Remaining Allocation	\$ 50,000,000	\$ 50,000,000	\$ 259,420,345	\$ 5,728,061	\$ 10,667,000	\$ 500,000,000	\$ -	\$ 837,109,000	\$0	\$ 875,815,406
Remaining Authority	\$ 50,000,000	\$ 50,000,000	\$ 259,420,345	\$ 5,728,061	\$ 10,667,000	\$ 500,000,000	\$ -	\$ 837,109,000	\$0	\$ 875,815,406
Surplus/Deficiency of funds	\$ (528,480,455)	\$ 10,000,000	\$ 175,520,345	\$ 5,728,061	\$ (731,846,000)	\$ 55,262,000	\$ -	\$ 837,109,000	\$0	\$ (1,013,816,049)

Applications	#	\$	#	\$	#	\$	#	\$	#	\$	#	\$	#	\$						
On Hand for FY2023	1	\$ 578,480,455	0	\$ -	7	\$ 83,900,000	0	\$ -	21	\$ 781,846,000	6	\$ 444,738,000	0	\$ -	0	\$ -	0	\$ -	35	\$ 1,888,964,455
Approved	0	\$ -	0	\$ -	0	\$ -	0	\$ -	3	\$ 39,333,000	0	\$ -	0	\$ -	0	\$ -	0	\$ -	2	\$ 39,333,000
Remaining for FY2023	1	\$ 578,480,455	0	\$ -	7	\$ 83,900,000	0	\$ -	18	\$ 742,513,000	6	\$ 444,738,000	0	\$ -	0	\$ -	0	\$ -	32	\$ 1,849,631,455

Appropriations and Applications



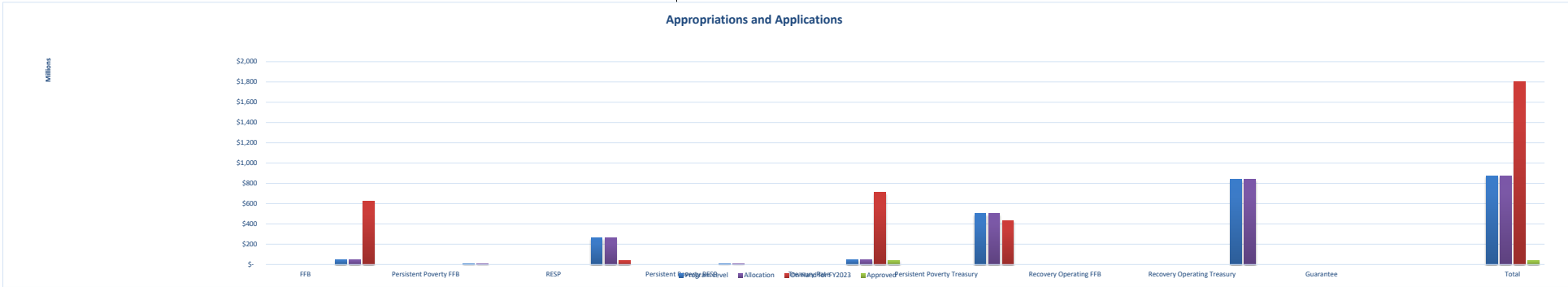
### Fiscal Year 2023 Loans and Appropriations

Fiscal Year 2023 Loans and Appropriations											
Appropriations	FFB	Persistent Poverty FFB	RESP	Persistent Poverty RESP	Treasury Rate	Persistent Poverty Treasury	Recovery Operating FFB	Recovery Operating Treasury	Guarantee	Total	
<b>Program Level</b>	\$ 50,000,000	\$ 10,000,000	\$ 259,420,345	\$ 5,728,061	\$ 50,000,000	\$ 500,000,000	\$ -	\$ 837,109,000	\$0	\$	\$ 875,148,406
Allocation	\$ 50,000,000	\$ 10,000,000	\$ 259,420,345	\$ 5,728,061	\$ 50,000,000	\$ 500,000,000	\$ -	\$ 837,109,000	\$0	\$	\$ 875,148,406
Obligated	\$ -	\$ -	\$ -	\$ -	\$ 9,000,000	\$ -	\$ -	\$ -	\$0	\$	\$ 9,000,000
Remaining Allocation	\$ 50,000,000	\$ 50,000,000	\$ 259,420,345	\$ 5,728,061	\$ 41,000,000	\$ 500,000,000	\$ -	\$ 837,109,000	\$0	\$	\$ 906,148,406
<b>Remaining Authority</b>	\$ 50,000,000	\$ 50,000,000	\$ 259,420,345	\$ 5,728,061	\$ 41,000,000	\$ 500,000,000	\$ -	\$ 837,109,000	\$0	\$	\$ 906,148,406
<b>Surplus/Deficiency of funds</b>	\$ (575,667,455)	\$ 10,000,000	\$ 224,520,345	\$ 5,728,061	\$ (658,689,000)	\$ 64,951,000	\$ -	\$ 837,109,000	\$0	\$	\$ (929,157,049)

Applications	#	\$	#	\$	#	\$	#	\$	#	\$	#	\$						
On Hand for FY2023	2	\$ 625,667,455	0	\$ -	5	\$ 34,900,000	0	\$ -	18	\$ 708,689,000	7	\$ 435,049,000	0	\$ 0	0	\$ 0	32	\$ 1,804,305,455
Approved	0	\$ -	0	\$ -	0	\$ -	3	\$ 39,333,000	0	\$ -	0	\$ -	0	\$ 0	0	\$ 0	3	\$ 39,333,000
Remaining for FY2023	2	\$ 625,667,455	0	\$ -	5	\$ 34,900,000	0	\$ -	15	\$ 669,356,000	7	\$ 435,049,000	0	\$ 0	0	\$ 0	29	\$ 1,764,972,455

Appropriations and Applications





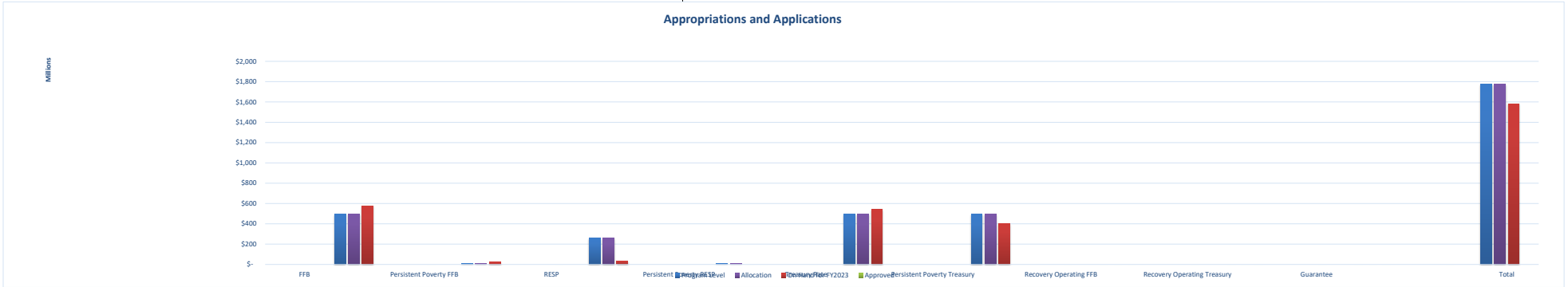
### Fiscal Year 2023 Loans and Appropriations

Appropriations	FFB	Persistent Poverty FFB	RESP	Persistent Poverty RESP	Treasury Rate	Persistent Poverty Treasury	Recovery Operating FFB	Recovery Operating Treasury	Guarantee	Total
Program Level	\$ 500,000,000	\$ 10,000,000	\$ 259,420,345	\$ 5,728,061	\$ 500,000,000	\$ 500,000,000	\$ -	\$ -	\$0	\$ 1,775,148,406
Allocation	\$ 500,000,000	\$ 10,000,000	\$ 259,420,345	\$ 5,728,061	\$ 500,000,000	\$ 500,000,000	\$ -	\$ -	\$0	\$ 1,775,148,406
Obligated	\$ -	\$ -	\$ -	\$ -	\$ -	\$ -	\$ -	\$ -	\$0	\$ -
Remaining Allocation	\$ 500,000,000	\$ 500,000,000	\$ 259,420,345	\$ 5,728,061	\$ 500,000,000	\$ 500,000,000	\$ -	\$ -	\$0	\$ 2,265,148,406
Remaining Authority	\$ 500,000,000	\$ 500,000,000	\$ 259,420,345	\$ 5,728,061	\$ 500,000,000	\$ 500,000,000	\$ -	\$ -	\$0	\$ 2,265,148,406
Surplus/Deficiency of funds	\$ (78,480,455)	\$ (12,000,000)	\$ 224,520,345	\$ 5,728,061	\$ (46,279,000)	\$ 98,758,000	\$ -	\$ -	\$0	\$ 192,246,951

Applications	#	\$	#	\$	#	\$	#	\$	#	\$	#	\$								
On Hand for FY2023	1	\$ 578,480,455	1	\$ 22,000,000	5	\$ 34,900,000	0	\$ -	12	\$ 546,279,000	5	\$ 401,242,000	0	\$ -	0	\$ -	0	\$ -	24	\$ 1,582,901,455
Approved																				
Remaining for FY2023	1	\$ 578,480,455	1	\$ 22,000,000	5	\$ 34,900,000	0	\$ -	12	\$ 546,279,000	5	\$ 401,242,000	0	\$ -	0	\$ -	0	\$ -	0	\$ 1,582,901,455

Appropriations and Applications



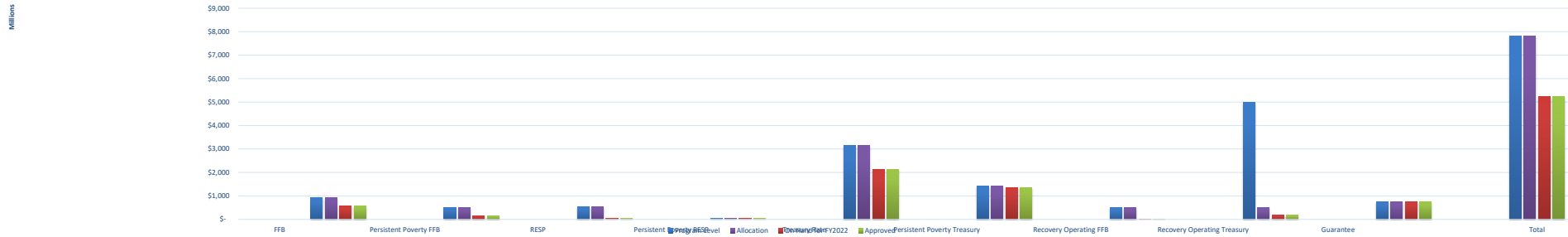
### Fiscal Year 2022 Loans and Appropriations

Appropriations	FFB	Persistent Poverty FFB	RESP	Persistent Poverty RESP	Treasury Rate	Persistent Poverty Treasury	Recovery Operating FFB	Recovery Operating Treasury	Guarantee	Total
Program Level	\$ 940,106,000	\$ 496,659,000	\$ 529,173,076	\$ 40,760,869	\$ 3,154,735,000	\$ 1,408,500,000	\$ 500,000,000	\$ 5,000,000,000	\$750,000,000	\$ 7,819,933,945
Allocation	\$ 940,106,000	\$ 496,659,000	\$ 529,173,076	\$ 40,760,869	\$ 3,154,735,000	\$ 1,408,500,000	\$ 500,000,000	\$ 5,000,000,000	\$750,000,000	\$ 7,819,933,945
Obligated	\$ 598,445,000	\$ 154,843,000	\$ 41,820,000	\$ 30,000,000	\$ 2,085,156,000	\$ 1,362,851,000	\$ 25,000,000	\$ 178,035,000	\$750,000,000	\$ 5,048,115,000
Remaining Allocation	\$ 341,661,000	\$ 341,661,000	\$ 487,353,076	\$ 10,760,869	\$ 1,069,579,000	\$ 45,649,000	\$ 475,000,000	\$ 321,965,000	\$0	\$ 2,771,663,945
Remaining Authority	\$ 341,661,000	\$ 341,661,000	\$ 487,353,076	\$ 10,760,869	\$ 1,069,579,000	\$ 45,649,000	\$ 475,000,000	\$ 4,821,965,000	\$0	\$ 2,771,663,945
Surplus/Deficiency of funds	\$ 371,661,000	\$ 371,661,000	\$ 487,353,076	\$ 10,760,869	\$ 1,039,579,000	\$ 45,649,000	\$ 475,000,000	\$ 4,821,965,000	\$0	\$ 2,801,663,945

Applications	#	\$	#	\$	#	\$	#	\$	#	\$	#	\$	#	\$						
On Hand for FY2022	16	\$ 568,445,000	3	\$ 154,843,000	5	\$ 41,820,000	1	\$ 30,000,000	60	\$ 2,115,156,000	30	\$ 1,362,851,000	1	\$ 25,000,000	1	\$ 178,035,000	1	\$ 750,000,000	118	\$ 5,226,150,000
Approved	16	\$ 568,445,000	3	\$ 154,843,000	5	\$ 41,820,000	1	\$ 30,000,000	60	\$ 2,115,156,000	30	\$ 1,362,851,000	1	\$ 25,000,000	1	\$ 178,035,000	1	\$ 750,000,000	118	\$ 5,226,150,000
Remaining for FY2022	0	\$ -	0	\$ -	0	\$ -	0	\$ -	0	\$ -	0	\$ -	0	\$ -	0	\$ -	0	\$ -	0	\$ -

Appropriations and Applications



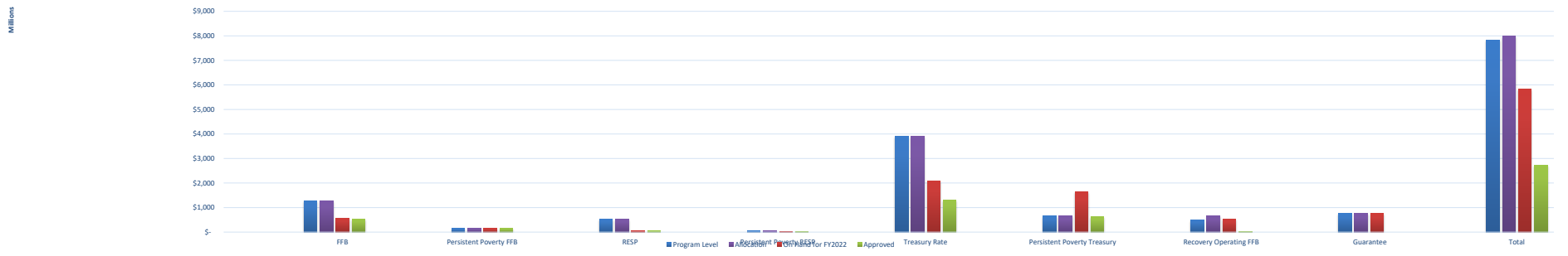
### Fiscal Year 2022 Loans and Appropriations

Fiscal Year 2022 Loans and Appropriations											
Appropriations	FFB	Persistent Poverty FFB	RESP	Persistent Poverty RESP	Treasury Rate	Persistent Poverty Treasury	Recovery Operating FFB	Guarantee	Total		
Program Level	\$ 1,281,922,000	\$ 154,843,000	\$ 540,948,438	\$ 40,760,869	\$ 3,913,235,000	\$ 650,000,000	\$ 500,000,000	\$ 750,000,000	\$ 7,831,709,307		
Allocation	\$ 1,281,922,000	\$ 154,843,000	\$ 540,948,438	\$ 40,760,869	\$ 3,913,235,000	\$ 650,000,000	\$ 650,000,000	\$ 750,000,000	\$ 7,981,709,307		
Obligated	\$ 531,922,000	\$ 154,843,000	\$ 40,820,000	\$ 30,000,000	\$ 985,273,000	\$ 615,110,000	\$ 25,000,000	\$ 0	\$ 2,382,968,000		
Remaining Allocation	\$ 750,000,000	\$ 750,000,000	\$ 500,128,438	\$ 10,760,869	\$ 2,927,962,000	\$ 34,890,000	\$ 625,000,000	\$ 750,000,000	\$ 6,348,741,307		
Remaining Authority	\$ 750,000,000	\$ 750,000,000	\$ 500,128,438	\$ 10,760,869	\$ 2,927,962,000	\$ 34,890,000	\$ 475,000,000	\$ 750,000,000	\$ 6,198,741,307		
Surplus/Deficiency of funds	\$ 713,477,000	\$ 713,477,000	\$ 499,128,438	\$ 10,760,869	\$ 1,828,965,000	\$ (999,592,000)	\$ (35,500,000)	\$ 0	\$ 2,730,716,307		

Applications	#	\$	#	\$	#	\$	#	\$	#	\$	#	\$						
On Hand for FY2022	16	\$ 568,445,000	3	\$ 154,843,000	5	\$ 41,820,000	1	\$ 30,000,000	58	\$ 2,084,270,000	29	\$ 1,649,592,000	2	\$ 535,500,000	1	\$ 750,000,000	115	\$ 5,814,470,000
Approved	15	\$ 531,922,000	3	\$ 154,843,000	5	\$ 41,820,000	1	\$ 30,000,000	39	\$ 1,321,146,000	16	\$ 629,855,000	1	\$ 25,000,000	0	\$ -	80	\$ 2,734,586,000
Remaining for FY2022	1	\$ 36,523,000	0	\$ -	0	\$ -	0	\$ -	19	\$ 763,124,000	13	\$ 1,019,737,000	1	\$ 510,500,000	1	\$ 750,000,000	35	\$ 3,079,884,000

Appropriations and Applications



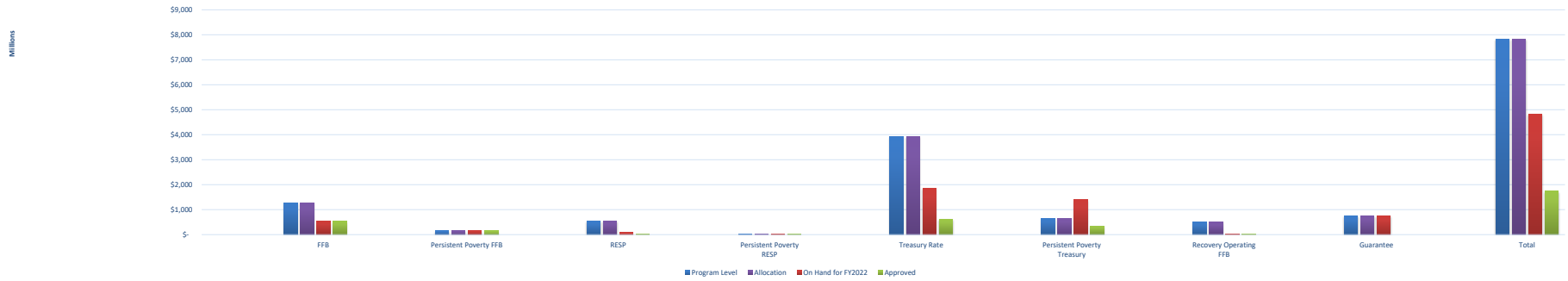
### Fiscal Year 2022 Loans and Appropriations

Appropriations	FFB	Persistent Poverty FFB	RESP	Persistent Poverty RESP	Treasury Rate	Persistent Poverty Treasury	Recovery Operating FFB	Guarantee	Total
Program Level	\$ 1,281,922,000	\$ 154,843,000	\$ 540,948,438	\$ 40,760,869	\$ 3,913,235,000	\$ 650,000,000	\$ 500,000,000	\$ 750,000,000	\$ 7,831,709,307
Allocation	\$ 1,281,922,000	\$ 154,843,000	\$ 540,948,438	\$ 40,760,869	\$ 3,913,235,000	\$ 650,000,000	\$ 500,000,000	\$ 750,000,000	\$ 7,831,709,307
Obligated	\$ 531,922,000	\$ 154,843,000	\$ 40,820,000	\$ 30,000,000	\$ 598,656,000	\$ 265,131,000	\$ -	\$ 0	\$ 1,621,372,000
Remaining Allocation	\$ 750,000,000	\$ 750,000,000	\$ 500,128,438	\$ 10,760,869	\$ 3,314,579,000	\$ 384,869,000	\$ 500,000,000	\$ 750,000,000	\$ 6,960,337,307
Remaining Authority	\$ 750,000,000	\$ 750,000,000	\$ 500,128,438	\$ 10,760,869	\$ 3,314,579,000	\$ 384,869,000	\$ 500,000,000	\$ 750,000,000	\$ 6,960,337,307
Surplus/Deficiency of funds	\$ 750,000,000	\$ 750,000,000	\$ 459,229,438	\$ 10,760,869	\$ 2,044,164,000	\$ (738,596,078)	\$ 475,000,000	\$ 0	\$ 3,750,558,229

Applications	#	\$	#	\$	#	\$	#	\$	#	\$	#	\$	#	\$				
On Hand for FY2022	15	\$ 531,922,000	3	\$ 154,843,000	11	\$ 81,719,000	1	\$ 30,000,000	51	\$ 1,869,071,000	23	\$ 1,388,596,078	1	\$ 25,000,000	1	\$ 750,000,000	106	\$ 4,831,151,078
Approved	15	\$ 531,922,000	3	\$ 154,843,000	4	\$ 40,820,000	1	\$ 30,000,000	28	\$ 619,505,000	10	\$ 344,896,000	1	\$ 25,000,000	0	\$ -	62	\$ 1,746,986,000
Remaining for FY2022	0	\$ -	0	\$ -	7	\$ 40,899,000	0	\$ -	23	\$ 1,249,566,000	13	\$ 1,043,700,078	0	\$ -	1	\$ 750,000,000	44	\$ 3,084,165,078

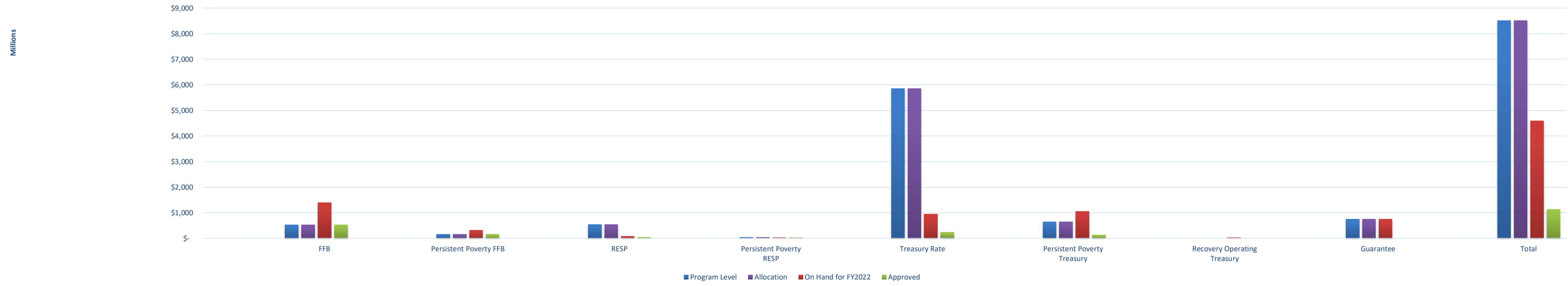
Appropriations and Applications



### Fiscal Year 2022 Loans and Appropriations

Fiscal Year 2022 Loans and Appropriations																		
Appropriations	FFB	Persistent Poverty FFB	RESP	Persistent Poverty RESP	Treasury Rate	Persistent Poverty Treasury	Recovery Operating Treasury	Guarantee	Total									
Program Level	\$ 531,922,000	\$ 154,843,000	\$ 540,948,438	\$ 40,760,869	\$ 5,850,000,000	\$ 650,000,000	\$ -	\$ 750,000,000	\$ 8,518,474,307									
Allocation	\$ 531,922,000	\$ 154,843,000	\$ 540,948,438	\$ 40,760,869	\$ 5,850,000,000	\$ 650,000,000	\$ -	\$ 750,000,000	\$ 8,518,474,307									
Obligated	\$ 531,922,000	\$ 154,843,000	\$ 40,820,000	\$ 30,000,000	\$ 17,000,000	\$ 24,661,000	\$ -	\$ 0	\$ 799,246,000									
Remaining Allocation	\$ -	\$ -	\$ 500,128,438	\$ 10,760,869	\$ 5,833,000,000	\$ 625,339,000	\$ -	\$ 750,000,000	\$ 7,719,228,307									
Remaining Authority	\$ -	\$ -	\$ 500,128,438	\$ 10,760,869	\$ 5,833,000,000	\$ 625,339,000	\$ -	\$ 750,000,000	\$ 7,719,228,307									
Surplus/Deficiency of funds	\$ (858,479,000)	\$ (858,479,000)	\$ 460,229,438	\$ 10,760,869	\$ 4,904,761,000	\$ (409,134,000)	\$ (25,000,000)	\$ 0	\$ 3,224,659,307									
Applications	#	\$	#	\$	#	\$	#	\$	#	\$								
On Hand for FY2022	22	\$ 1,390,401,000	4	\$ 310,987,078	10	\$ 80,719,000	1	\$ 30,000,000	39	\$ 945,239,000	19	\$ 1,059,134,000	1	\$ 25,000,000	1	\$ 750,000,000	97	\$ 4,591,480,078
Approved	15	\$ 531,922,000	3	\$ 154,843,000	4	\$ 40,820,000	1	\$ 30,000,000	14	\$ 244,078,000	5	\$ 126,496,000	0	\$ -	0	\$ -	42	\$ 1,128,159,000
Remaining for FY2022	7	\$ 858,479,000	1	\$ 156,144,078	6	\$ 39,899,000	0	\$ -	25	\$ 701,161,000	14	\$ 932,638,000	1	\$ 25,000,000	1	\$ 750,000,000	55	\$ 3,463,321,078

Appropriations and Applications

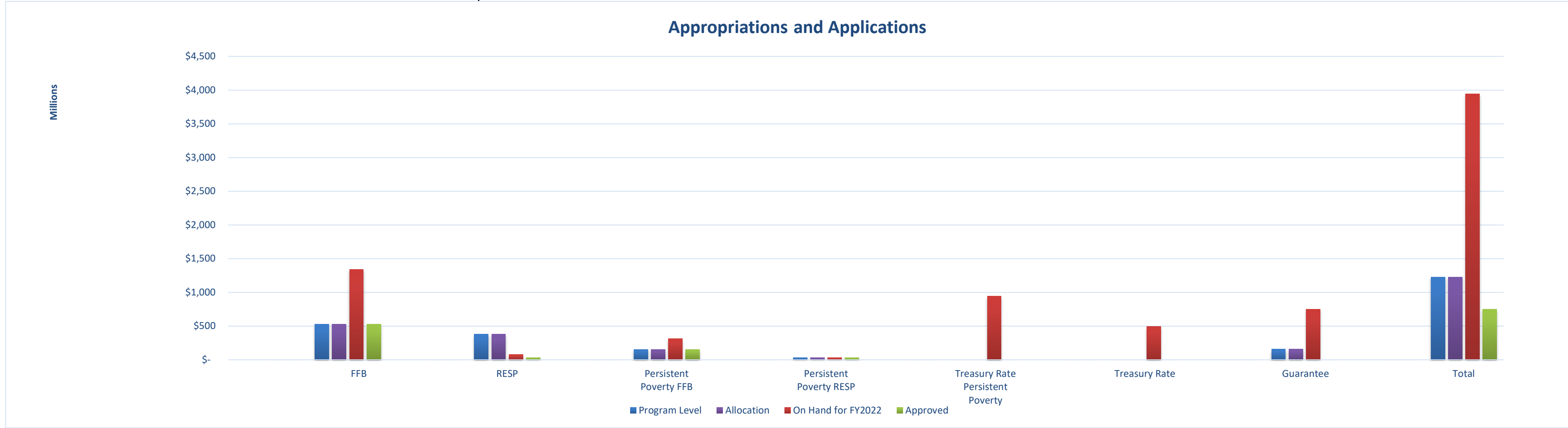


### Fiscal Year 2022 Loans and Appropriations

Appropriations	FFB		RESP		Persistent Poverty FFB		Persistent Poverty RESP		Treasury Rate Persistent Poverty		Treasury Rate	Guarantee	Total			
<b>Program Level</b>	\$	531,922,000	\$	383,771,608	\$	154,843,000	\$	30,000,000	\$	-	\$	-	\$	158,250,000	\$	1,228,786,608
Allocation	\$	531,922,000	\$	383,771,608	\$	154,843,000	\$	30,000,000	\$	-	\$	-	\$	158,250,000	\$	1,228,786,608
Obligated	\$	531,922,000	\$	12,500,000	\$	154,843,000	\$	30,000,000	\$	-	\$	-	\$	\$0	\$	699,265,000
Remaining Allocation	\$	-	\$	371,271,608	\$	-	\$	-	\$	-	\$	-	\$	158,250,000	\$	529,521,608
<b>Remaining Authority</b>	\$	-	\$	371,271,608	\$	-	\$	-	\$	-	\$	-	\$	158,250,000	\$	529,521,608
<b>Surplus/Deficiency of funds</b>	\$	<b>(808,992,000)</b>	\$	<b>308,052,608</b>	\$	<b>(156,144,078)</b>	\$	<b>-</b>	\$	<b>(942,063,000)</b>	\$	<b>(494,907,000)</b>	\$	<b>-\$591,750,000</b>	\$	<b>(2,715,803,470)</b>

Applications	#	\$	#	\$	#	\$	#	\$	#	\$	#	\$	#	\$		
On Hand for FY2022	21	\$ 1,340,914,000	9	\$ 75,719,000	4	\$ 310,987,078	1	\$ 30,000,000	15	\$ 942,063,000	27	\$ 494,907,000	1	\$ 750,000,000	78	\$ 3,944,590,078
Approved	15	531,922,000	3	32,500,000	3	154,843,000	1	30,000,000	0	-	0	-	0	-	22	749,265,000
Remaining for FY2022	6	808,992,000	6	43,219,000	1	156,144,078	0	-	15	942,063,000	27	494,907,000	1	750,000,000	56	3,195,325,078

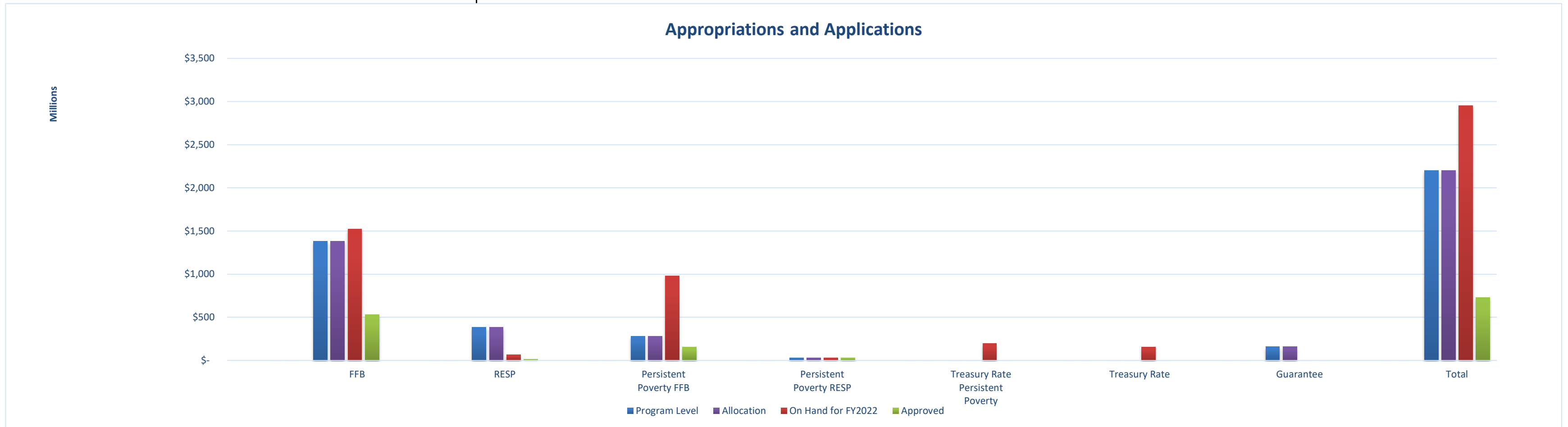


## Fiscal Year 2022 Loans and Appropriations

Appropriations	FFB	RESP	Persistent Poverty FFB	Persistent Poverty RESP	Treasury Rate Persistent Poverty	Treasury Rate	Guarantee	Total
<b>Program Level</b>	\$ 1,379,892,130	\$ 383,771,608	\$ 280,607,869	\$ 30,000,000	\$ -	\$ -	\$ 158,250,000	\$ 2,202,521,607
Allocation	\$ 1,379,892,130	\$ 383,771,608	\$ 280,607,869	\$ 30,000,000	\$ -	\$ -	\$ 158,250,000	\$ 2,202,521,607
Obligated	\$ 531,922,000	\$ 11,000,000	\$ 154,843,000	\$ 30,000,000	\$ -	\$ -	\$ 0	\$ 697,765,000
Remaining Allocation	\$ 847,970,130	\$ 372,771,608	\$ 125,764,869	\$ -	\$ -	\$ -	\$ 158,250,000	\$ 1,504,756,607
<b>Remaining Authority</b>	\$ 847,970,130	\$ 372,771,608	\$ 125,764,869	\$ -	\$ -	\$ -	\$ 158,250,000	\$ 1,504,756,607
<b>Surplus/Deficiency of funds</b>	<b>\$ (140,649,870)</b>	<b>\$ 316,372,608</b>	<b>\$ (702,036,209)</b>	<b>\$ -</b>	<b>\$ (194,806,000)</b>	<b>\$ (154,912,000)</b>	<b>\$ 158,250,000</b>	<b>\$ (747,781,471)</b>

Applications	#	\$	#	\$	#	\$	#	\$	#	\$	#	\$				
On Hand for FY2022	29	\$ 1,520,542,000	8	\$ 67,399,000	9	\$ 982,644,078	1	\$ 30,000,000	7	\$ 194,806,000	12	\$ 154,912,000	0	\$ -	66	\$ 2,950,303,078
Approved	15	\$ 531,922,000	2	\$ 12,500,000	3	\$ 154,843,000	1	\$ 30,000,000	0	\$ -	0	\$ -	0	\$ -	21	\$ 729,265,000
Remaining for FY2022	14	\$ 988,620,000	6	\$ 54,899,000	6	\$ 827,801,078	0	\$ -	7	\$ 194,806,000	12	\$ 154,912,000	0	\$ -	45	\$ 2,221,038,078

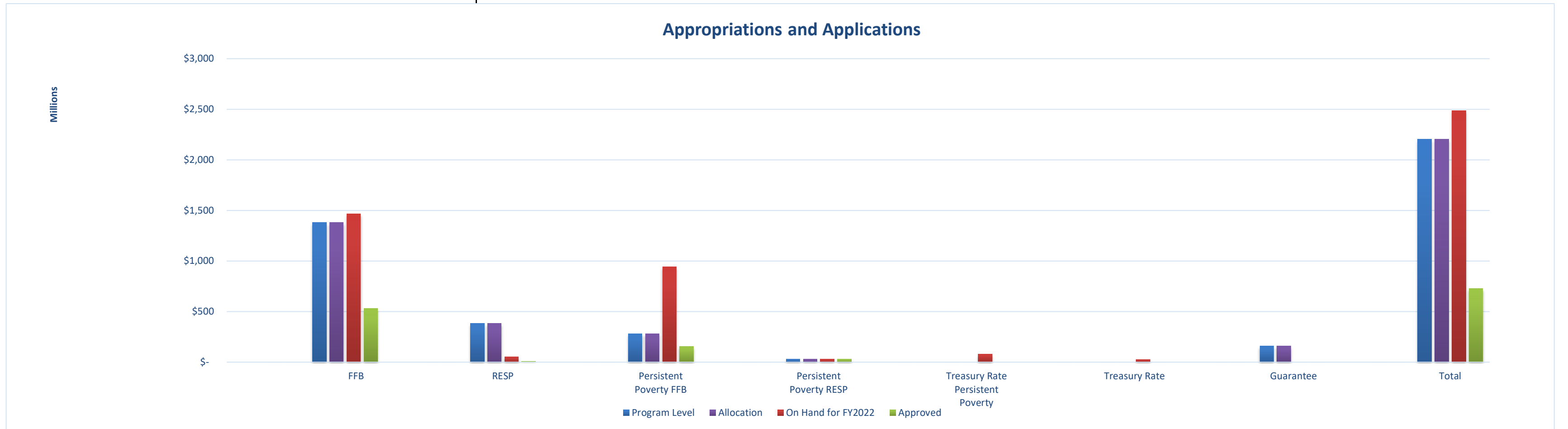


### Fiscal Year 2022 Loans and Appropriations

Appropriations	FFB	RESP	Persistent Poverty		Treasury Rate Persistent Poverty	Treasury Rate	Guarantee	Total
			Persistent Poverty FFB	RESP				
<b>Program Level</b>	\$ 1,379,892,130	\$ 383,771,608	\$ 280,607,869	\$ 30,000,000	\$ -	\$ -	\$158,250,000	\$ 2,202,521,607
Allocation	\$ 1,379,892,130	\$ 383,771,608	\$ 280,607,869	\$ 30,000,000	\$ -	\$ -	\$158,250,000	\$ 2,202,521,607
Obligated	\$ 531,922,000	\$ 10,000,000	\$ 154,843,000	\$ 30,000,000	\$ -	\$ -	\$0	\$ 696,765,000
Remaining Allocation	\$ 847,970,130	\$ 373,771,608	\$ 125,764,869	\$ -	\$ -	\$ -	\$158,250,000	\$ 1,505,756,607
<b>Remaining Authority</b>	\$ 847,970,130	\$ 373,771,608	\$ 125,764,869	\$ -	\$ -	\$ -	\$158,250,000	\$ 1,505,756,607
<b>Surplus/Deficiency of funds</b>	<b>\$ (84,582,870)</b>	<b>\$ 331,372,608</b>	<b>\$ (660,936,209)</b>	<b>\$ -</b>	<b>\$ (81,000,000)</b>	<b>\$ (26,807,000)</b>	<b>\$158,250,000</b>	<b>\$ (285,896,471)</b>

Applications	#	\$	#	\$	#	\$	#	\$	#	\$	#	\$				
On Hand for FY2022	27	\$ 1,464,475,000	8	\$ 52,399,000	10	\$ 941,544,078	1	\$ 30,000,000	1	\$ 81,000,000	5	\$ 26,807,000	0	\$ -	52	\$ 2,488,418,078
Approved	15	\$ 531,922,000	1	\$ 10,000,000	3	\$ 154,843,000	1	\$ 30,000,000	0	\$ -	0	\$ -	0	\$ -	20	\$ 726,765,000
Remaining for FY2022	12	\$ 932,553,000	7	\$ 42,399,000	7	\$ 786,701,078	0	\$ -	1	\$ 81,000,000	5	\$ 26,807,000	0	\$ -	32	\$ 1,869,460,078



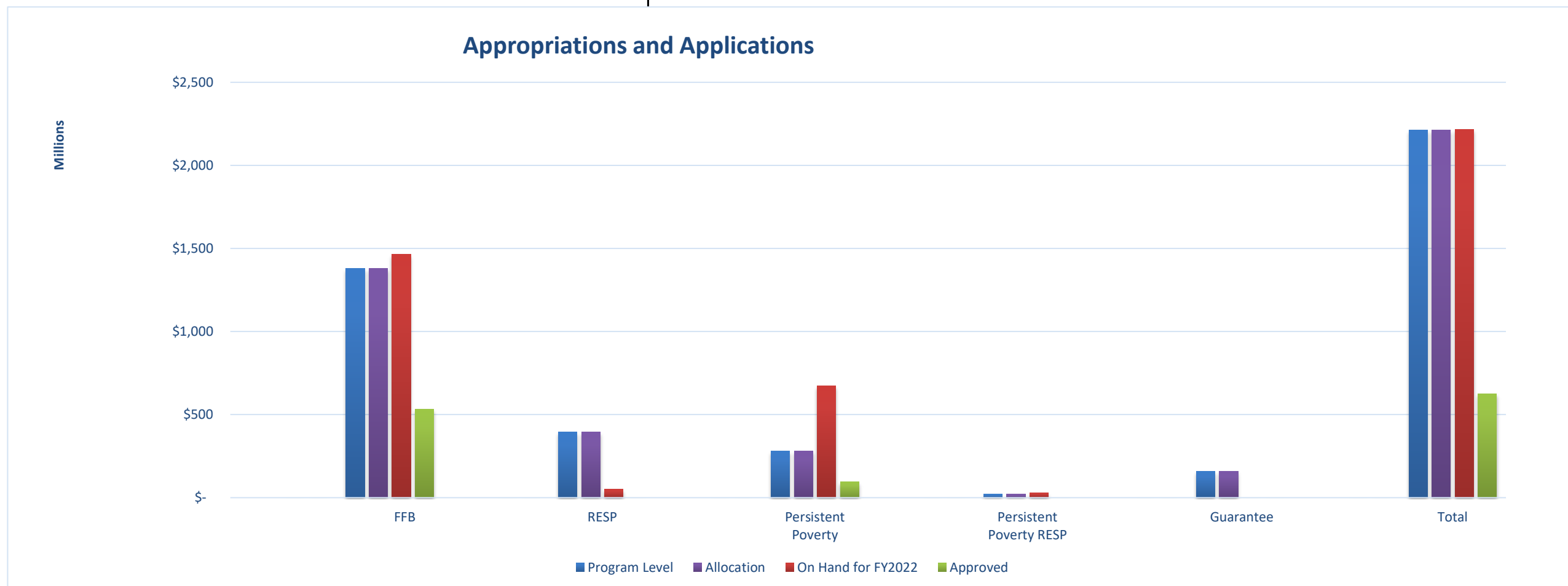


## Fiscal Year 2022 Loans and Appropriations

Appropriations	FFB	RESP	Persistent Poverty	Persistent Poverty RESP	Guarantee	Total
<b>Program Level</b>	\$ 1,379,892,130	\$ 393,844,072	\$ 280,607,869	\$ 19,927,536	\$158,250,000	\$ 2,212,594,071
Allocation	\$ 1,379,892,130	\$ 393,844,072	\$ 280,607,869	\$ 19,927,536	\$158,250,000	\$ 2,212,594,071
Obligated	\$ 460,372,000	\$ -	\$ 94,843,000	\$ -	\$0	\$ 555,215,000
Remaining Allocation	\$ 919,520,130	\$ 393,844,072	\$ 185,764,869	\$ 19,927,536	\$158,250,000	\$ 1,657,379,071
<b>Remaining Authority</b>	\$ 919,520,130	\$ 393,844,072	\$ 185,764,869	\$ 19,927,536	\$158,250,000	\$ 1,657,379,071
<b>Surplus/Deficiency of funds</b>	<b>\$ (83,524,870)</b>	<b>\$ 343,945,072</b>	<b>\$ (392,445,209)</b>	<b>\$ (10,072,464)</b>	<b>\$158,250,000</b>	<b>\$ (3,775,007)</b>

Applications	#	\$	#	\$	#	\$	#	\$	#	\$		
On Hand for FY2022	27	\$ 1,463,417,000	7	\$ 49,899,000	10	\$ 673,053,078	1	\$ 30,000,000	0	\$ -	45	\$ 2,216,369,078
Approved	15	\$ 531,922,000	0	\$ -	2	\$ 94,843,000	0	\$ -	0	\$ -	17	\$ 626,765,000
Remaining for FY2022	12	\$ 931,495,000	7	\$ 49,899,000	8	\$ 578,210,078	1	\$ 30,000,000	0	\$ -	28	\$ 1,589,604,078

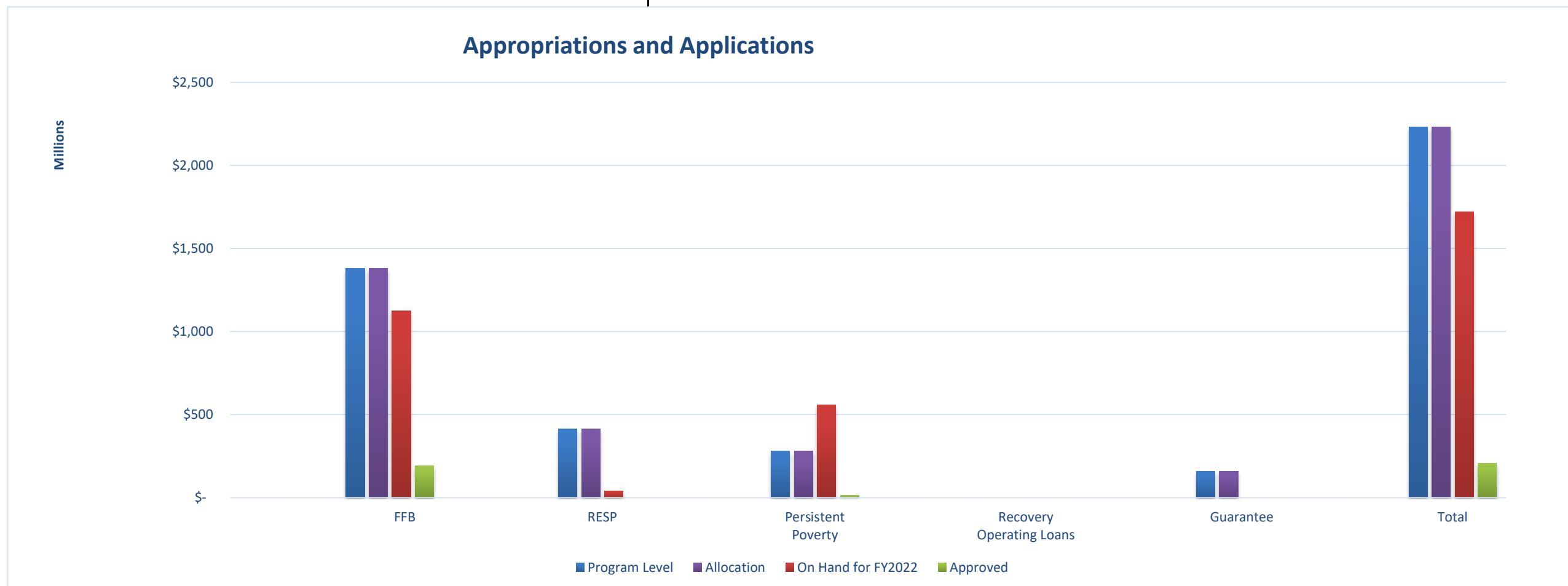


## Fiscal Year 2022 Loans and Appropriations

Appropriations	FFB	RESP	Persistent Poverty	Recovery Operating Loans	Guarantee	Total
<b>Program Level</b>	\$ 1,379,892,130	\$ 413,771,605	\$ 280,607,869	\$ -	\$158,250,000	\$ 2,232,521,604
Allocation	\$ 1,379,892,130	\$ 413,771,608	\$ 280,607,869	\$ -	\$158,250,000	\$ 2,232,521,607
Obligated	\$ 121,803,000	\$ -	\$ 15,500,000	\$ -	\$0	\$ 137,303,000
Remaining Allocation	\$ 1,258,089,130	\$ 413,771,608	\$ 265,107,869	\$ -	\$158,250,000	\$ 2,095,218,607
<b>Remaining Authority</b>	\$ 1,258,089,130	\$ 413,771,605	\$ 265,107,869	\$ -	\$158,250,000	\$ 2,095,218,604
<b>Surplus/Deficiency of funds</b>	<b>\$ 255,869,130</b>	<b>\$ 373,872,605</b>	<b>\$ (276,211,209)</b>	<b>\$ -</b>	<b>\$158,250,000</b>	<b>\$ 511,780,526</b>

Applications	#	\$	#	\$	#	\$	#	\$	#	\$
On Hand for FY2022	22	\$ 1,124,023,000	6	\$ 39,899,000	7	\$ 556,819,078	0	\$ -	35	\$ 1,720,741,078
Approved	10	\$ 191,886,000	0	\$ -	1	\$ 15,500,000	0	\$ -	11	\$ 207,386,000
Remaining for FY2022	12	\$ 932,137,000	6	\$ 39,899,000	6	\$ 541,319,078	0	\$ -	24	\$ 1,513,355,078

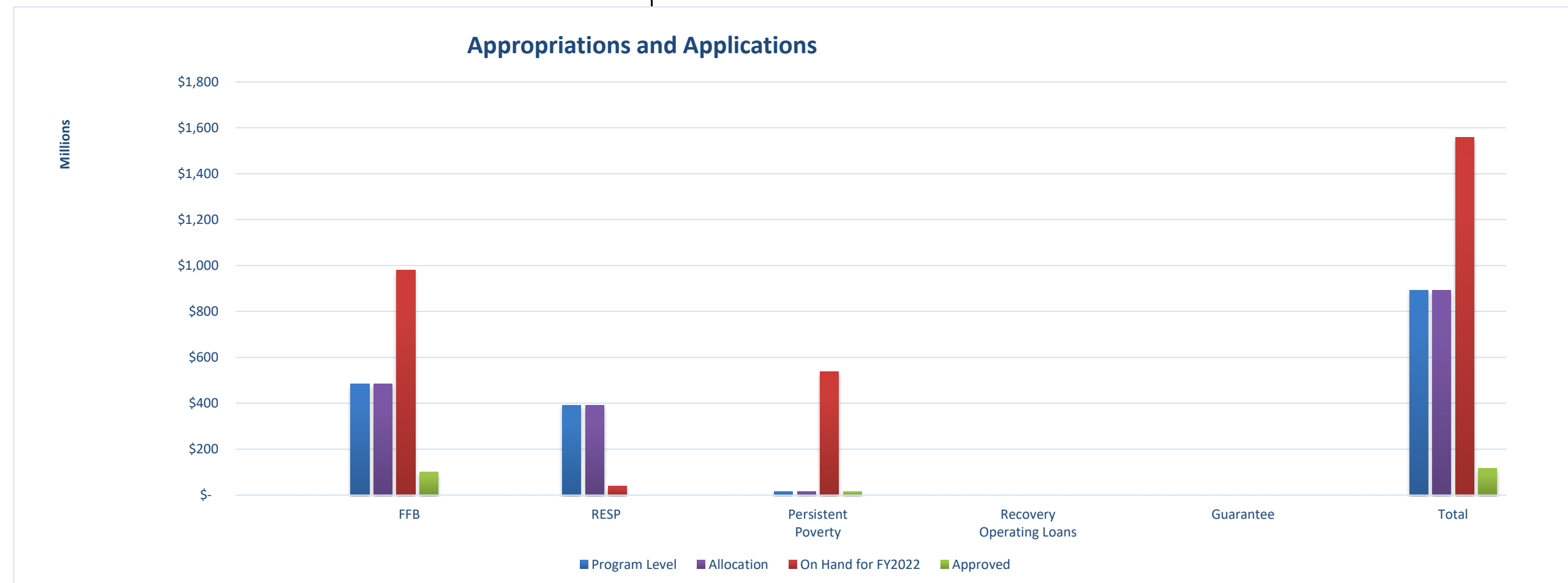


## Fiscal Year 2022 Loans and Appropriations

Appropriations	FFB	RESP	Persistent Poverty	Recovery Operating Loans	Guarantee	Total
Program Level	\$ 484,500,000	\$ 391,127,706	\$ 15,500,000	\$ -	\$0	\$ 891,127,706
Allocation	\$ 484,500,000	\$ 391,127,706	\$ 15,500,000	\$ -	\$0	\$ 891,127,706
Obligated	\$ 100,463,000	\$ -	\$ 15,500,000	\$ -	\$0	\$ 115,963,000
Remaining Allocation	\$ 384,037,000	\$ 391,127,706	\$ -	\$ -	\$0	\$ 775,164,706
Remaining Authority	\$ 384,037,000	\$ 391,127,706	\$ -	\$ -	\$0	\$ 775,164,706
Surplus/Deficiency of funds	\$ (494,596,000)	\$ 351,228,706	\$ (522,818,078)	\$ -	\$0	\$ (666,185,372)

Applications	#	\$	#	\$	#	\$	#	\$	#	\$
On Hand for FY2022	18	\$ 979,096,000	6	\$ 39,899,000	7	\$ 538,318,078	0	\$ -	31	\$ 1,557,313,078
Approved	5	\$ 100,463,000	0	\$ -	1	\$ 15,500,000	0	\$ -	6	\$ 115,963,000
Remaining for FY2022	13	\$ 878,633,000	6	\$ 39,899,000	6	\$ 522,818,078	0	\$ -	25	\$ 1,441,350,078

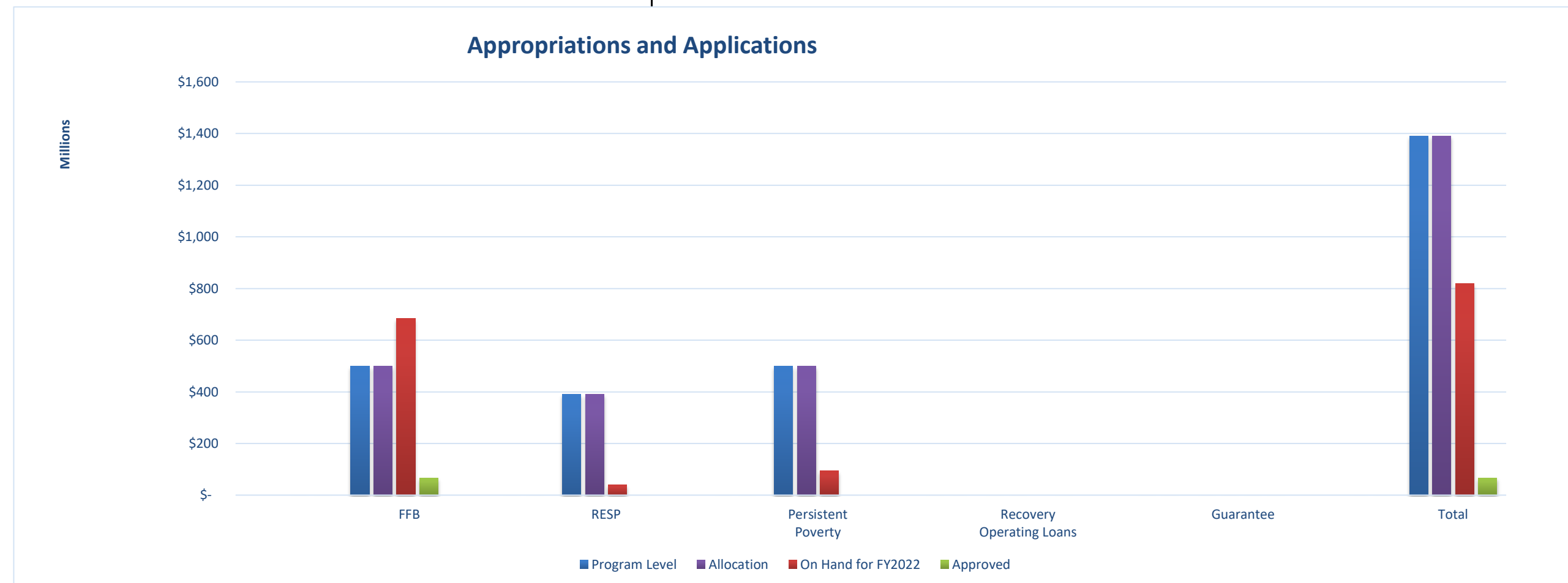


## Fiscal Year 2022 Loans and Appropriations

Appropriations	FFB	RESP	Persistent Poverty	Recovery Operating Loans	Guarantee	Total
Program Level	\$ 500,000,000	\$ 391,127,706	\$ 500,000,000	\$ -	\$0	\$ 1,391,127,706
Allocation	\$ 500,000,000	\$ 391,127,706	\$ 500,000,000	\$ -	\$0	\$ 1,391,127,706
Obligated	\$ 20,063,000	\$ -	\$ -	\$ -	\$0	\$ 20,063,000
Remaining Allocation	\$ 479,937,000	\$ 391,127,706	\$ 500,000,000	\$ -	\$0	\$ 1,371,064,706
Remaining Authority	\$ 479,937,000	\$ 391,127,706	\$ 500,000,000	\$ -	\$0	\$ 1,371,064,706
Surplus/Deficiency of funds	<b>\$ (184,483,078)</b>	<b>\$ 351,228,706</b>	<b>\$ 405,157,000</b>	<b>\$ -</b>	<b>\$0</b>	<b>\$ 571,902,628</b>

Applications	#	\$	#	\$	#	\$	#	\$	#	\$
On Hand for FY2022	17	\$ 684,483,078	6	\$ 39,899,000	2	\$ 94,843,000	0	\$ -	25	\$ 819,225,078
Approved	3	\$ 67,063,000	0	\$ -	0	\$ -	0	\$ -	3	\$ 67,063,000
Remaining for FY2022	14	\$ 617,420,078	6	\$ 39,899,000	2	\$ 94,843,000	0	\$ -	22	\$ 752,162,078

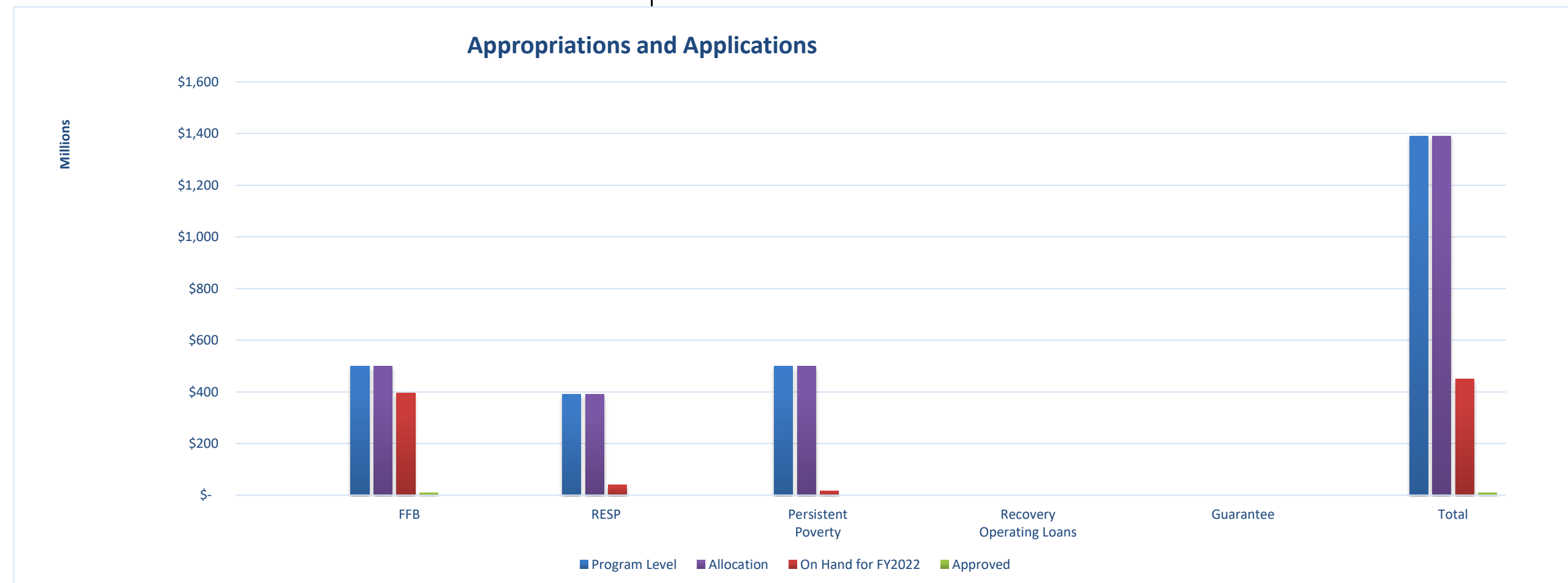


## Fiscal Year 2022 Loans and Appropriations

Appropriations	FFB	RESP	Persistent Poverty	Recovery Operating Loans	Guarantee	Total
Program Level	\$ 500,000,000	\$ 391,127,706	\$ 500,000,000	\$ -	\$0	\$ 1,391,127,706
Allocation	\$ 500,000,000	\$ 391,127,706	\$ 500,000,000	\$ -	\$0	\$ 1,391,127,706
Obligated	\$ -	\$ -	\$ -	\$ -	\$0	\$ -
Remaining Allocation	\$ 500,000,000	\$ 391,127,706	\$ 500,000,000	\$ -	\$0	\$ 1,391,127,706
<b>Remaining Authority</b>	<b>\$ 500,000,000</b>	<b>\$ 391,127,706</b>	<b>\$ 500,000,000</b>	<b>\$ -</b>	<b>\$0</b>	<b>\$ 1,391,127,706</b>
<b>Surplus/Deficiency of funds</b>	<b>\$ 105,924,000</b>	<b>\$ 351,228,706</b>	<b>\$ 484,500,000</b>	<b>\$ -</b>	<b>\$0</b>	<b>\$ 941,652,706</b>

Applications	#	\$	#	\$	#	\$	#	\$	#	\$
On Hand for FY2022	12	\$ 394,076,000	6	\$ 39,899,000	1	\$ 15,500,000	0	\$ -	19	\$ 449,475,000
Approved	1	\$ 10,181,000	0	\$ -	0	\$ -	0	\$ -	1	\$ 10,181,000
Remaining for FY2022	11	\$ 383,895,000	6	\$ 39,899,000	1	\$ 15,500,000	0	\$ -	18	\$ 439,294,000



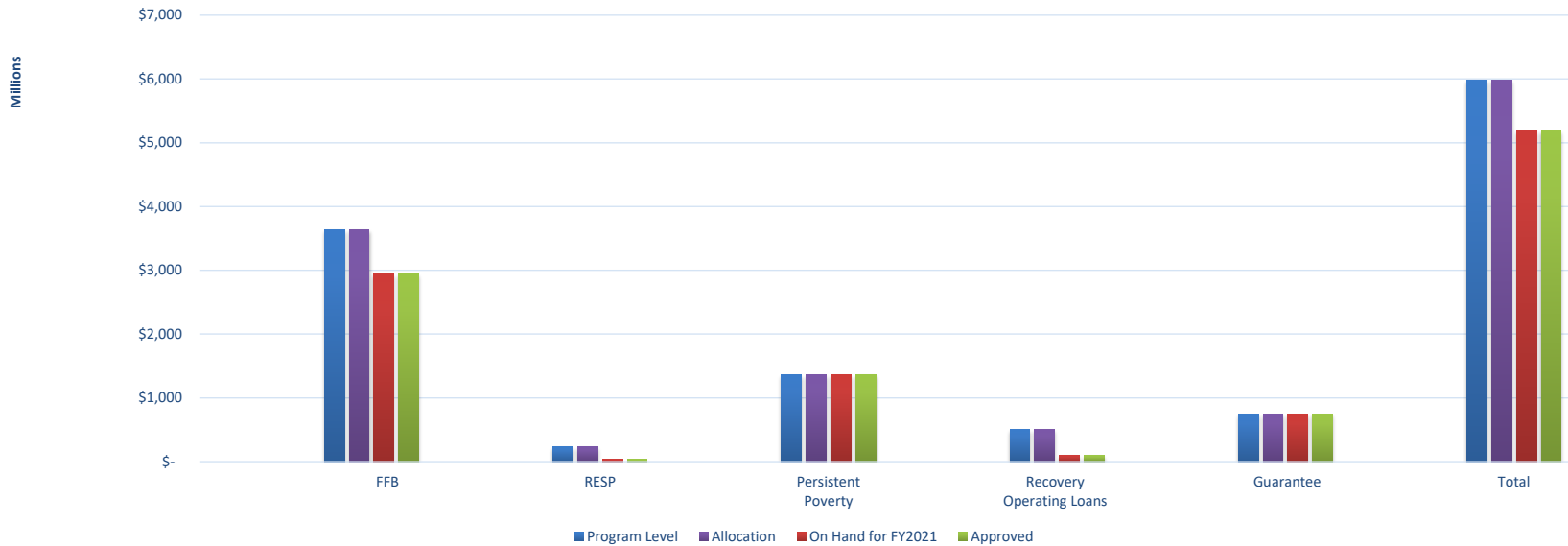
## Fiscal Year 2021 Loans and Appropriations

Appropriations	FFB	RESP	Persistent Poverty	Recovery Operating Loans	Guarantee	Total
Program Level	\$ 3,637,859,980	\$ 233,076,622	\$ 1,362,140,000	\$ 500,000,000	\$750,000,000	\$ 5,983,076,602
Allocation	\$ 3,637,859,980	\$ 233,076,622	\$ 1,362,140,000	\$ 500,000,000	\$750,000,000	\$ 5,983,076,602
Obligated	\$ 2,951,046,000	\$ 32,000,000	\$ 1,359,813,000	\$ 101,000,000	\$750,000,000	\$ 5,092,859,000
Remaining Allocation	\$ 686,813,980	\$ 201,076,622	\$ 2,327,000	\$ 399,000,000	\$0	\$ 890,217,602
<b>Remaining Authority</b>	<b>\$ 686,813,980</b>	<b>\$ 201,076,622</b>	<b>\$ 2,327,000</b>	<b>\$ 399,000,000</b>	<b>\$0</b>	<b>\$ 890,217,602</b>
<b>Surplus/Deficiency of funds</b>	<b>\$ 686,813,980</b>	<b>\$ 201,076,622</b>	<b>\$ 2,327,000</b>	<b>\$ 399,000,000</b>	<b>\$0</b>	<b>\$ 789,217,602</b>

Applications	#	\$	#	\$	#	\$	#	\$				
On Hand for FY2021	65	\$ 2,951,046,000	2	\$ 32,000,000	24	\$ 1,359,813,000	1	\$ 101,000,000	2	\$ 750,000,000	94	\$ 5,193,859,000
Approved	65	\$ 2,951,046,000	2	\$ 32,000,000	24	\$ 1,359,813,000	1	\$ 101,000,000	2	\$ 750,000,000	94	\$ 5,193,859,000
Remaining for FY2021	0	-	0	-	0	-	0	-	0	-	0	-

### Appropriations and Applications

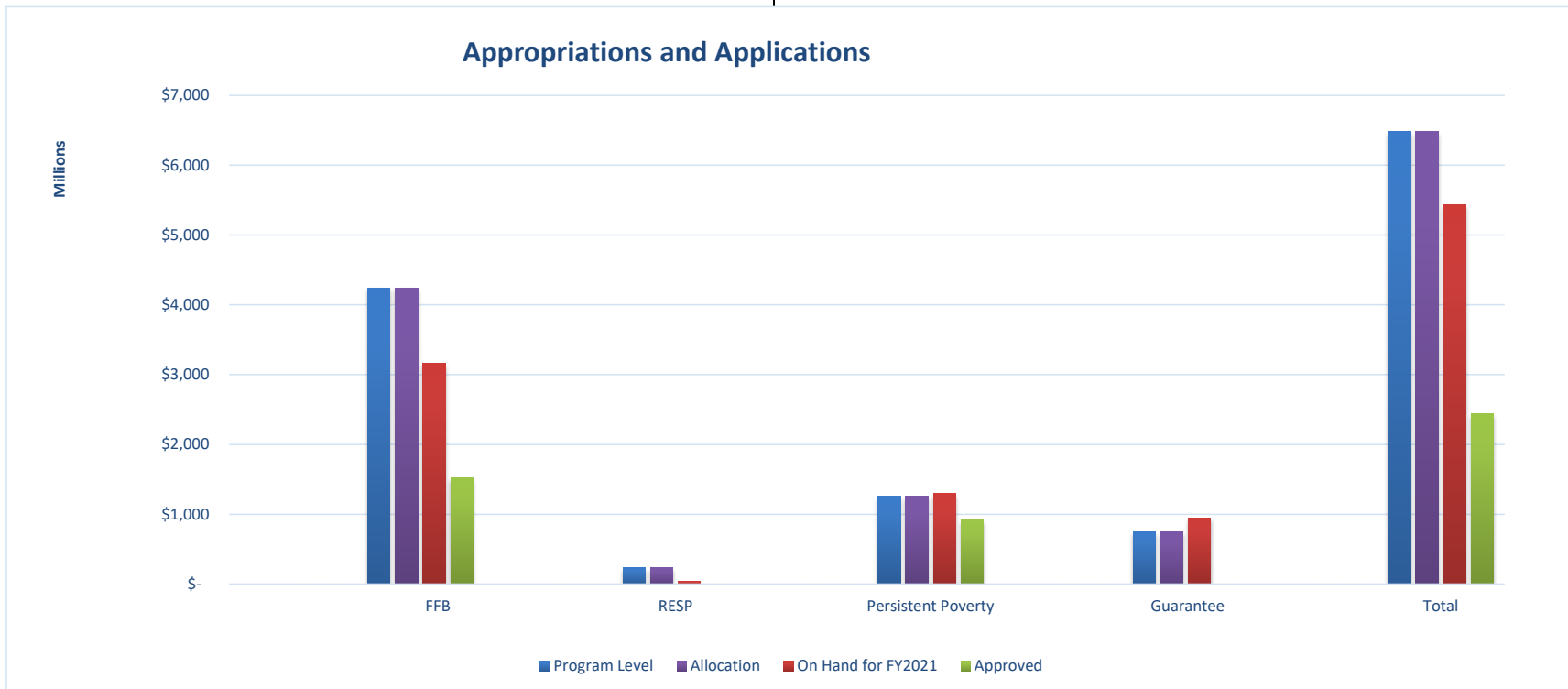


## Fiscal Year 2021 Loans and Appropriations

Appropriations	FFB	RESP	Persistent Poverty	Guarantee	Total
<b>Program Level</b>	\$ 4,243,564,600	\$ 233,076,622	\$ 1,256,435,400	\$750,000,000	\$ 6,483,076,622
Allocation	\$ 4,243,564,600	\$ 233,076,622	\$ 1,256,435,400	\$750,000,000	\$ 6,483,076,622
Obligated	\$ 1,321,884,000	\$ 6,000,000	\$ 913,178,000	\$0	\$ 2,241,062,000
Remaining Allocation	\$ 2,921,680,600	\$ 227,076,622	\$ 343,257,400	\$750,000,000	\$ 4,242,014,622
<b>Remaining Authority</b>	\$ 2,921,680,600	\$ 227,076,622	\$ 343,257,400	\$750,000,000	\$ 4,242,014,622
<b>Surplus/Deficiency of funds</b>	<b>\$ 1,085,593,600</b>	<b>\$ 196,076,622</b>	<b>\$ (36,670,600)</b>	<b>-\$200,000,000</b>	<b>\$ 1,044,999,622</b>

Applications	#	\$	#	\$	#	\$	#	\$	#	\$
On Hand for FY2021	67	\$ 3,157,971,000	3	\$ 37,000,000	22	\$ 1,293,106,000	2	\$ 950,000,000	94	\$ 5,438,077,000
Approved	42	\$ 1,522,144,000	1	\$ 6,000,000	16	\$ 913,178,000	0	\$ -	59	\$ 2,441,322,000
Remaining for FY2021	25	\$ 1,635,827,000	2	\$ 31,000,000	6	\$ 379,928,000	2	\$ 950,000,000	41	\$ 2,996,755,000



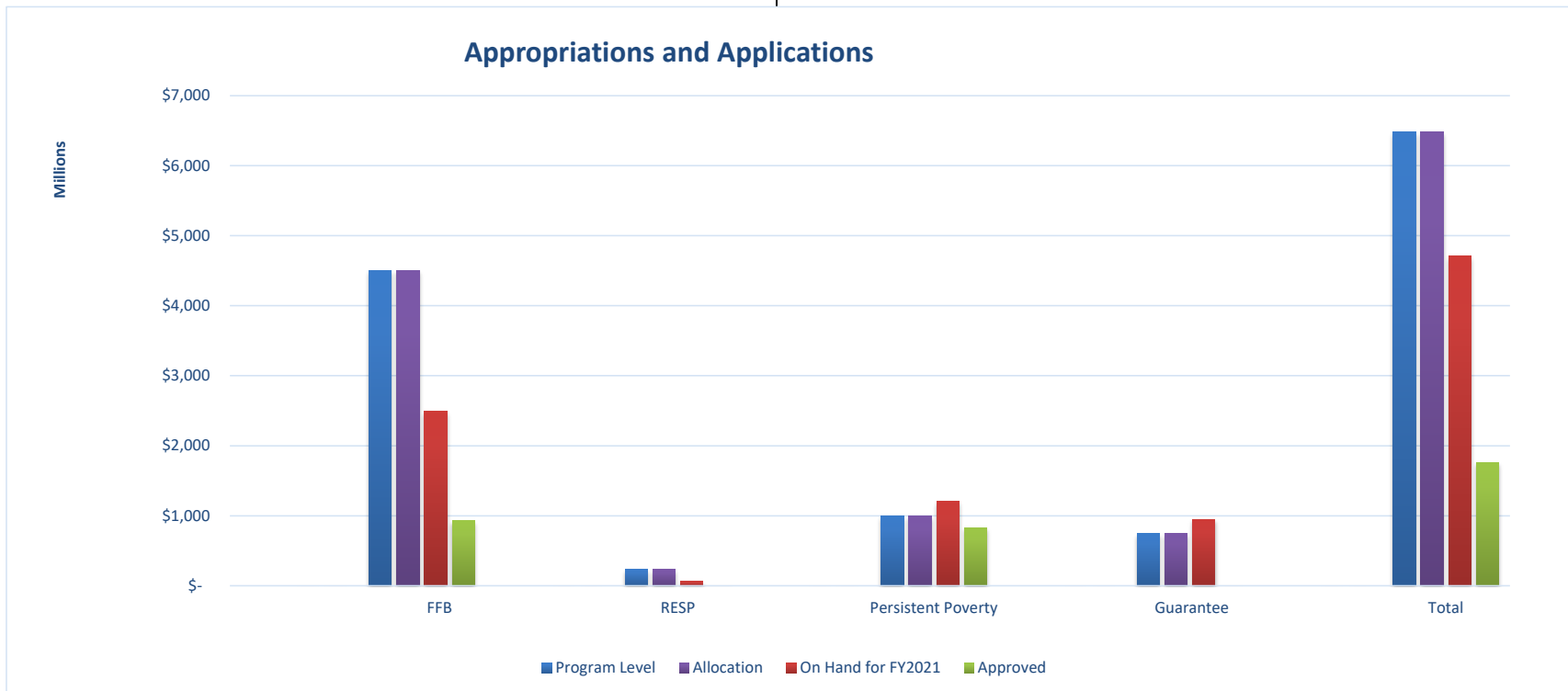
## Fiscal Year 2021 Loans and Appropriations

Appropriations	FFB	RESP	Persistent Poverty	Guarantee	Total
<b>Program Level</b>	\$ 4,503,564,600	\$ 233,076,622	\$ 996,435,400	\$750,000,000	\$ 6,483,076,622
Allocation	\$ 4,503,564,600	\$ 233,076,622	\$ 996,435,400	\$750,000,000	\$ 6,483,076,622
Obligated	\$ 911,503,000	\$ 6,000,000	\$ 628,427,000	\$0	\$ 1,545,930,000
Remaining Allocation	\$ 3,592,061,600	\$ 227,076,622	\$ 368,008,400	\$750,000,000	\$ 4,937,146,622
<b>Remaining Authority</b>	\$ 3,592,061,600	\$ 227,076,622	\$ 368,008,400	\$750,000,000	\$ 4,937,146,622
<b>Surplus/Deficiency of funds</b>	<b>\$ 2,008,446,600</b>	<b>\$ 171,176,622</b>	<b>\$ (207,383,600)</b>	<b>-\$200,000,000</b>	<b>\$ 1,772,239,622</b>

Applications	#	\$	#	\$	#	\$	#	\$	#	\$
On Hand for FY2021	55	\$ 2,495,118,000	6	\$ 61,900,000	20	\$ 1,203,819,000	2	\$ 950,000,000	83	\$ 4,710,837,000
Approved	28	\$ 927,139,000	1	\$ 6,000,000	13	\$ 830,258,000	0	\$ -	42	\$ 1,763,397,000
Remaining for FY2021	27	\$ 1,567,979,000	5	\$ 55,900,000	7	\$ 373,561,000	2	\$ 950,000,000	41	\$ 2,947,440,000

### Appropriations and Applications



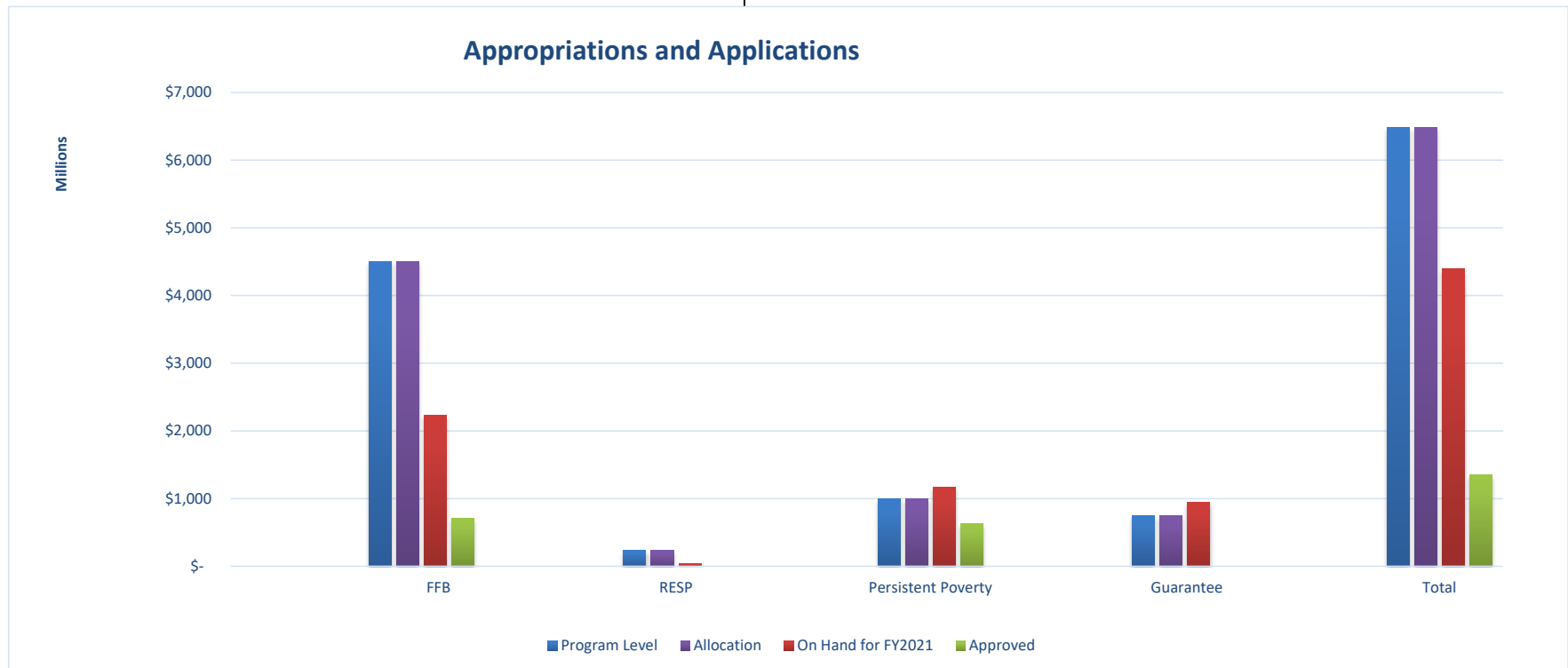


## Fiscal Year 2021 Loans and Appropriations

Appropriations	FFB	RESP	Persistent Poverty	Guarantee	Total
Program Level	\$ 4,503,564,600	\$ 233,076,622	\$ 996,435,400	\$750,000,000	\$ 6,483,076,622
Allocation	\$ 4,503,564,600	\$ 233,076,622	\$ 996,435,400	\$750,000,000	\$ 6,483,076,622
Obligated	\$ 668,390,000	\$ 6,000,000	\$ 575,340,000	\$0	\$ 1,249,730,000
Remaining Allocation	\$ 3,835,174,600	\$ 227,076,622	\$ 421,095,400	\$750,000,000	\$ 5,233,346,622
Remaining Authority	\$ 3,835,174,600	\$ 227,076,622	\$ 421,095,400	\$750,000,000	\$ 5,233,346,622
Surplus/Deficiency of funds	<b>\$ 2,268,490,600</b>	<b>\$ 197,176,622</b>	<b>\$ (177,429,600)</b>	<b>-\$200,000,000</b>	<b>\$ 2,088,237,622</b>

Applications	#	\$	#	\$	#	\$	#	\$	#	\$
On Hand for FY2021	52	\$ 2,235,074,000	5	\$ 35,900,000	18	\$ 1,173,865,000	2	\$ 950,000,000	77	\$ 4,394,839,000
Approved	24	\$ 714,197,000	1	\$ 6,000,000	11	\$ 628,427,000	0	\$ -	36	\$ 1,348,624,000
Remaining for FY2021	28	\$ 1,520,877,000	4	\$ 29,900,000	7	\$ 545,438,000	2	\$ 950,000,000	41	\$ 3,046,215,000

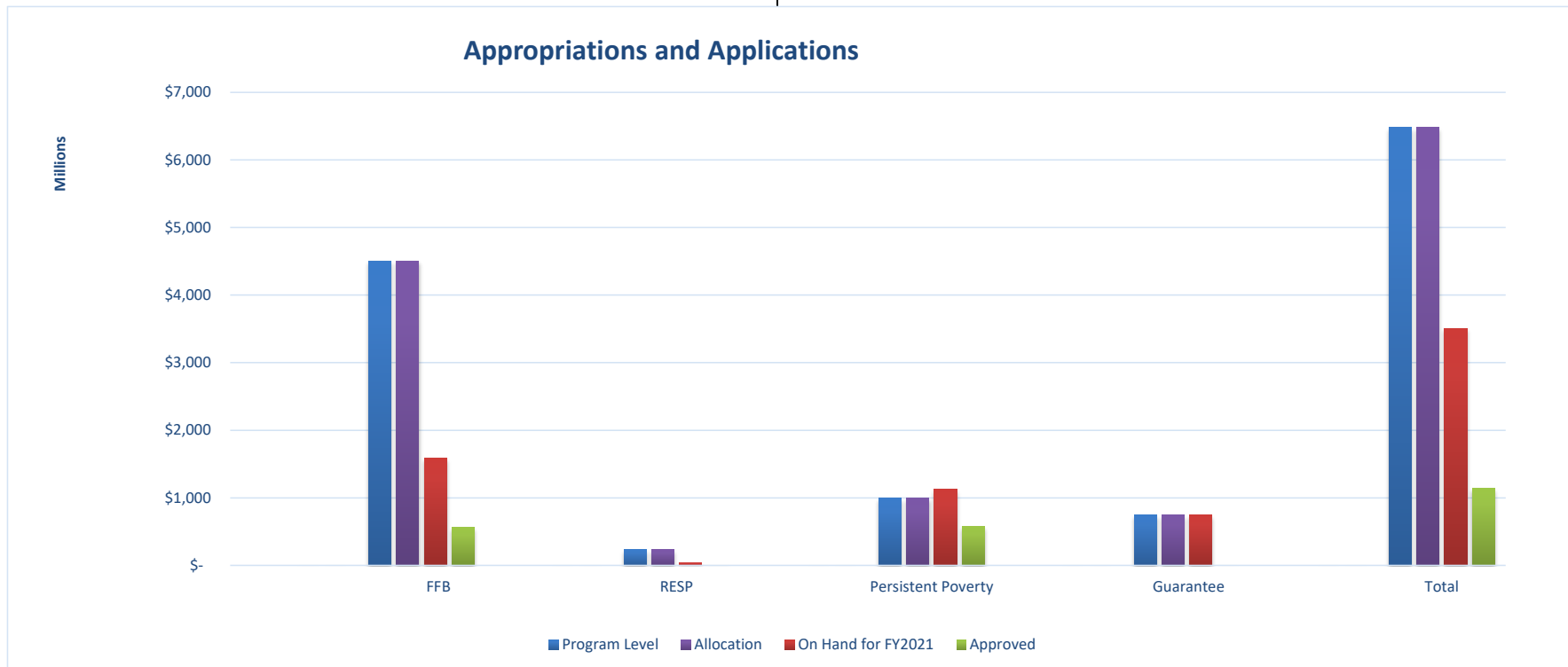


## Fiscal Year 2021 Loans and Appropriations

Appropriations	FFB	RESP	Persistent Poverty	Guarantee	Total
Program Level	\$ 4,503,564,600	\$ 233,076,622	\$ 996,435,400	\$ 750,000,000	\$ 6,483,076,622
Allocation	\$ 4,503,564,600	\$ 233,076,622	\$ 996,435,400	\$ 750,000,000	\$ 6,483,076,622
Obligated	\$ 561,139,000	\$ 6,000,000	\$ 525,713,000	\$ 0	\$ 1,092,852,000
Remaining Allocation	\$ 3,942,425,600	\$ 227,076,622	\$ 470,722,400	\$ 750,000,000	\$ 5,390,224,622
Remaining Authority	\$ 3,942,425,600	\$ 227,076,622	\$ 470,722,400	\$ 750,000,000	\$ 5,390,224,622
Surplus/Deficiency of funds	<b>\$ 2,913,382,600</b>	<b>\$ 197,176,622</b>	<b>\$ (135,375,600)</b>	<b>\$ 0</b>	<b>\$ 2,975,183,622</b>

Applications	#	\$	#	\$	#	\$	#	\$		
On Hand for FY2021	40	\$ 1,590,182,000	5	\$ 35,900,000	16	\$ 1,131,811,000	1	\$ 750,000,000	62	\$ 3,507,893,000
Approved	14	\$ 561,139,000	1	\$ 6,000,000	10	\$ 575,340,000	0	\$ -	25	\$ 1,142,479,000
Remaining for FY2021	26	\$ 1,029,043,000	4	\$ 29,900,000	6	\$ 556,471,000	1	\$ 750,000,000	37	\$ 2,365,414,000

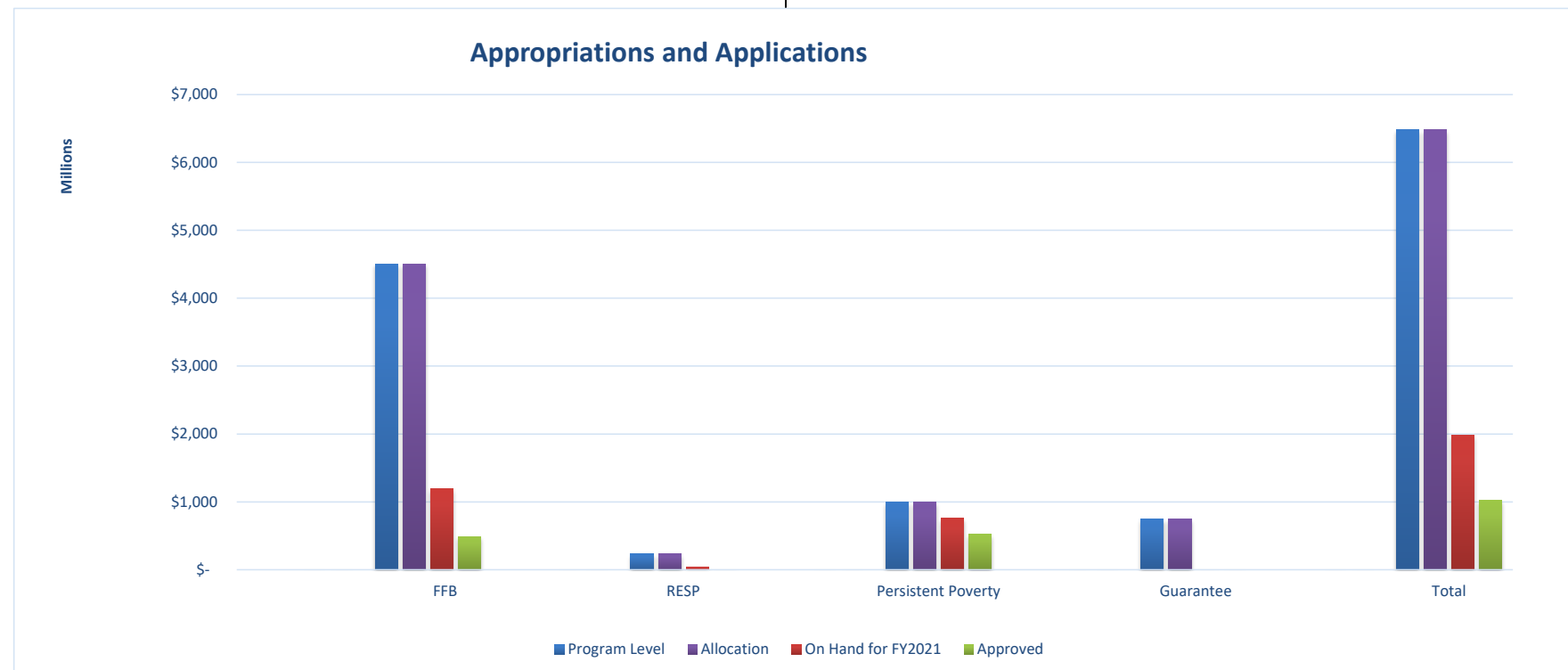


## Fiscal Year 2021 Loans and Appropriations

Appropriations	FFB		RESP		Persistent Poverty		Guarantee		Total	
Program Level	\$	4,503,564,600	\$	233,076,622	\$	996,435,400	\$	750,000,000	\$	6,483,076,622
Allocation	\$	4,503,564,600	\$	233,076,622	\$	996,435,400	\$	750,000,000	\$	6,483,076,622
Obligated	\$	445,639,000	\$	6,000,000	\$	525,713,000	\$	0	\$	977,352,000
Remaining Allocation	\$	4,057,925,600	\$	227,076,622	\$	470,722,400	\$	750,000,000	\$	5,505,724,622
Remaining Authority	\$	4,057,925,600	\$	227,076,622	\$	470,722,400	\$	750,000,000	\$	5,505,724,622
Surplus/Deficiency of funds	\$	<b>3,310,491,600</b>	\$	<b>197,176,622</b>	\$	<b>241,318,200</b>	\$	<b>750,000,000</b>	\$	<b>4,498,986,422</b>

Applications	#	\$	#	\$	#	\$	#	\$	#	\$
On Hand for FY2021	28	\$ 1,193,073,000	5	\$ 35,900,000	11	\$ 755,117,200	0	\$ -	44	\$ 1,984,090,200
Approved	12	\$ 490,639,000	1	\$ 6,000,000	8	\$ 525,713,000	0	\$ -	21	\$ 1,022,352,000
Remaining for FY2021	16	\$ 702,434,000	4	\$ 29,900,000	3	\$ 229,404,200	0	\$ -	23	\$ 961,738,200

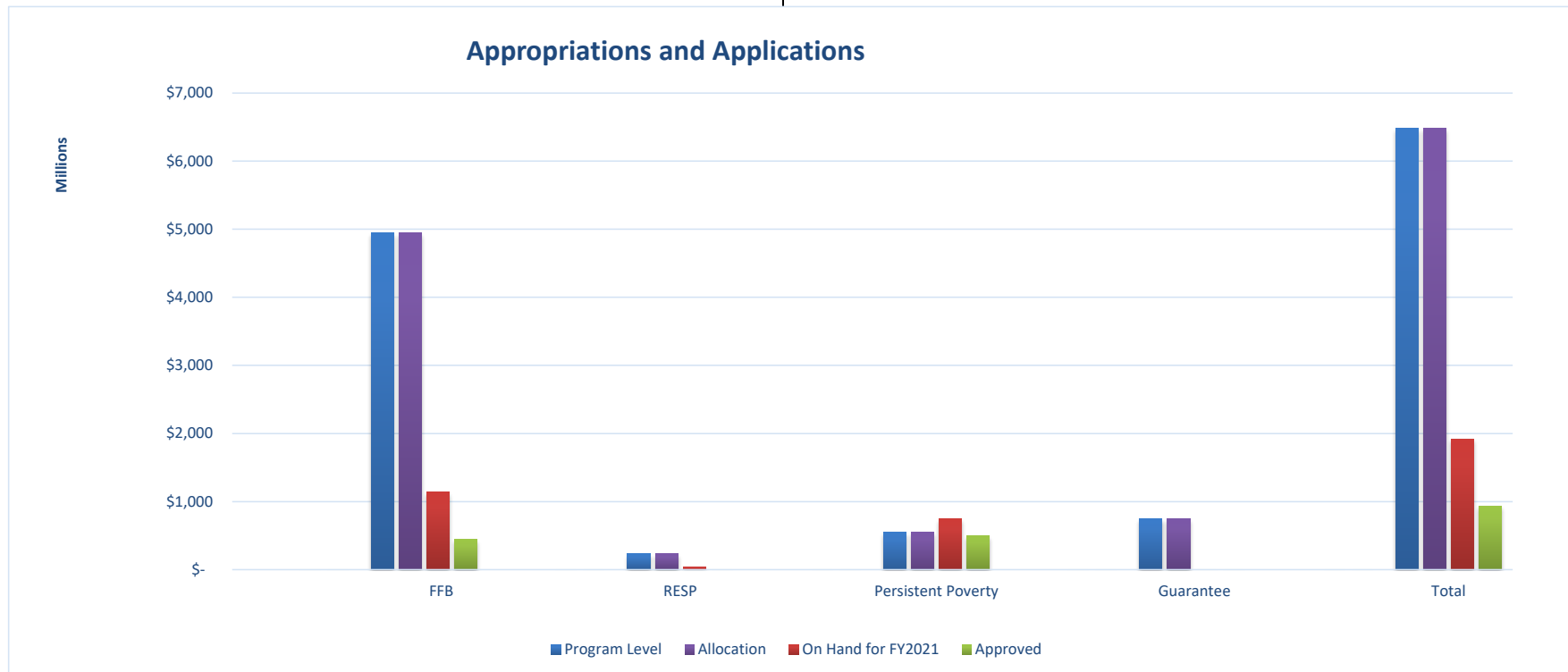


## Fiscal Year 2021 Loans and Appropriations

Appropriations	FFB	RESP	Persistent Poverty	Guarantee	Total
Program Level	\$ 4,950,000,000	\$ 233,076,622	\$ 550,000,000	\$750,000,000	\$ 6,483,076,622
Allocation	\$ 4,950,000,000	\$ 233,076,622	\$ 550,000,000	\$750,000,000	\$ 6,483,076,622
Obligated	\$ 197,404,000	\$ -	\$ 495,668,000	\$0	\$ 693,072,000
Remaining Allocation	\$ 4,752,596,000	\$ 233,076,622	\$ 54,332,000	\$750,000,000	\$ 5,790,004,622
Remaining Authority	\$ 4,752,596,000	\$ 233,076,622	\$ 54,332,000	\$750,000,000	\$ 5,790,004,622
Surplus/Deficiency of funds	<b>\$ 3,812,338,000</b>	<b>\$ 197,176,622</b>	<b>\$ (195,117,200)</b>	<b>\$750,000,000</b>	<b>\$ 4,564,397,422</b>

Applications	#	\$	#	\$	#	\$	#	\$	#	\$
On Hand for FY2021	25	\$ 1,137,662,000	5	\$ 35,900,000	10	\$ 745,117,200	0	\$ -	40	\$ 1,918,679,200
Approved	10	\$ 440,780,000	0	\$ -	7	\$ 495,668,000	0	\$ -	17	\$ 936,448,000
Remaining for FY2021	15	\$ 696,882,000	5	\$ 35,900,000	3	\$ 249,449,200	0	\$ -	23	\$ 982,231,200



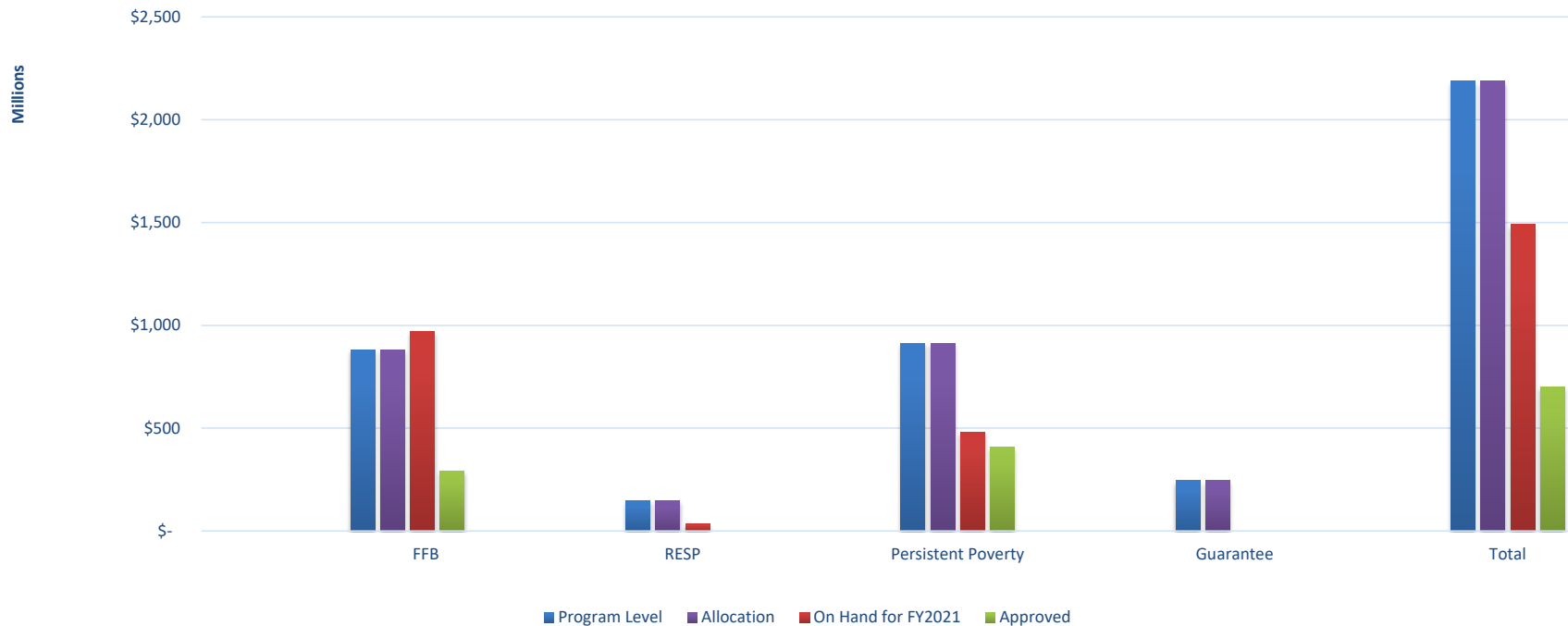
## Fiscal Year 2021 Loans and Appropriations

Appropriations	FFB		RESP		Persistent Poverty		Guarantee		Total	
Program Level	\$	880,547,611	\$	148,444,766	\$	913,002,388	\$	244,575,000	\$	2,186,569,765
Allocation	\$	880,547,611	\$	148,444,766	\$	913,002,388	\$	244,575,000	\$	2,186,569,765
Obligated	\$	197,404,000	\$	-	\$	400,212,000	\$	0	\$	597,616,000
Remaining Allocation	\$	683,143,611	\$	148,444,766	\$	512,790,388	\$	244,575,000	\$	1,588,953,765
Remaining Authority	\$	683,143,611	\$	148,444,766	\$	512,790,388	\$	244,575,000	\$	1,588,953,765
Surplus/Deficiency of funds	\$	<b>(91,595,389)</b>	\$	<b>112,544,766</b>	\$	<b>431,181,388</b>	\$	<b>244,575,000</b>	\$	<b>696,705,765</b>

Applications	#	\$	#	\$	#	\$	#	\$	#	\$
On Hand for FY2021	21	\$ 972,143,000	5	\$ 35,900,000	6	\$ 481,821,000	0	\$ -	32	\$ 1,489,864,000
Approved	8	\$ 292,611,000	0	\$ -	5	\$ 408,821,000	0	\$ -	13	\$ 701,432,000
Remaining for FY2021	13	\$ 679,532,000	5	\$ 35,900,000	1	\$ 73,000,000	0	\$ -	19	\$ 788,432,000

### Appropriations and Applications

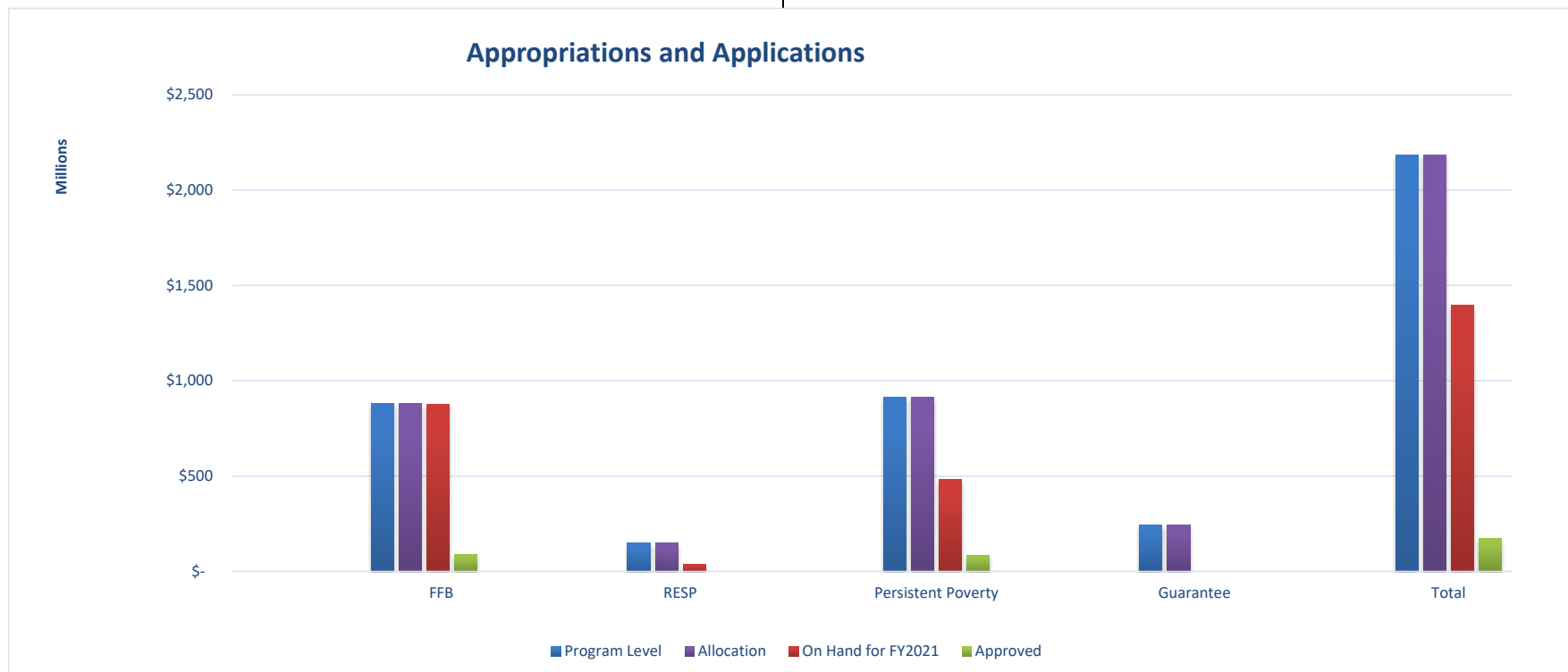


## Fiscal Year 2021 Loans and Appropriations

Appropriations	FFB		RESP		Persistent Poverty		Guarantee		Total	
Program Level	\$	880,547,611	\$	148,444,766	\$	913,002,388	\$	244,575,000	\$	2,186,569,765
Allocation	\$	880,547,611	\$	148,444,766	\$	913,002,388	\$	244,575,000	\$	2,186,569,765
Obligated	\$	88,293,000	\$	-	\$	84,502,000	\$	\$0	\$	172,795,000
Remaining Allocation	\$	792,254,611	\$	148,444,766	\$	828,500,388	\$	244,575,000	\$	2,013,774,765
<b>Remaining Authority</b>	\$	792,254,611	\$	148,444,766	\$	828,500,388	\$	244,575,000	\$	2,013,774,765
<b>Surplus/Deficiency of funds</b>	\$	<b>3,342,611</b>	\$	<b>112,544,766</b>	\$	<b>431,181,388</b>	\$	<b>244,575,000</b>	\$	<b>791,643,765</b>

Applications	#	\$	#	\$	#	\$	#	\$	#	\$
On Hand for FY2021	21	\$ 877,205,000	5	\$ 35,900,000	6	\$ 481,821,000	0	\$ -	32	\$ 1,394,926,000
Approved	5	\$ 88,293,000	0	\$ -	2	\$ 84,502,000	0	\$ -	7	\$ 172,795,000
Remaining for FY2021	16	\$ 788,912,000	5	\$ 35,900,000	4	\$ 397,319,000	0	\$ -	25	\$ 1,222,131,000

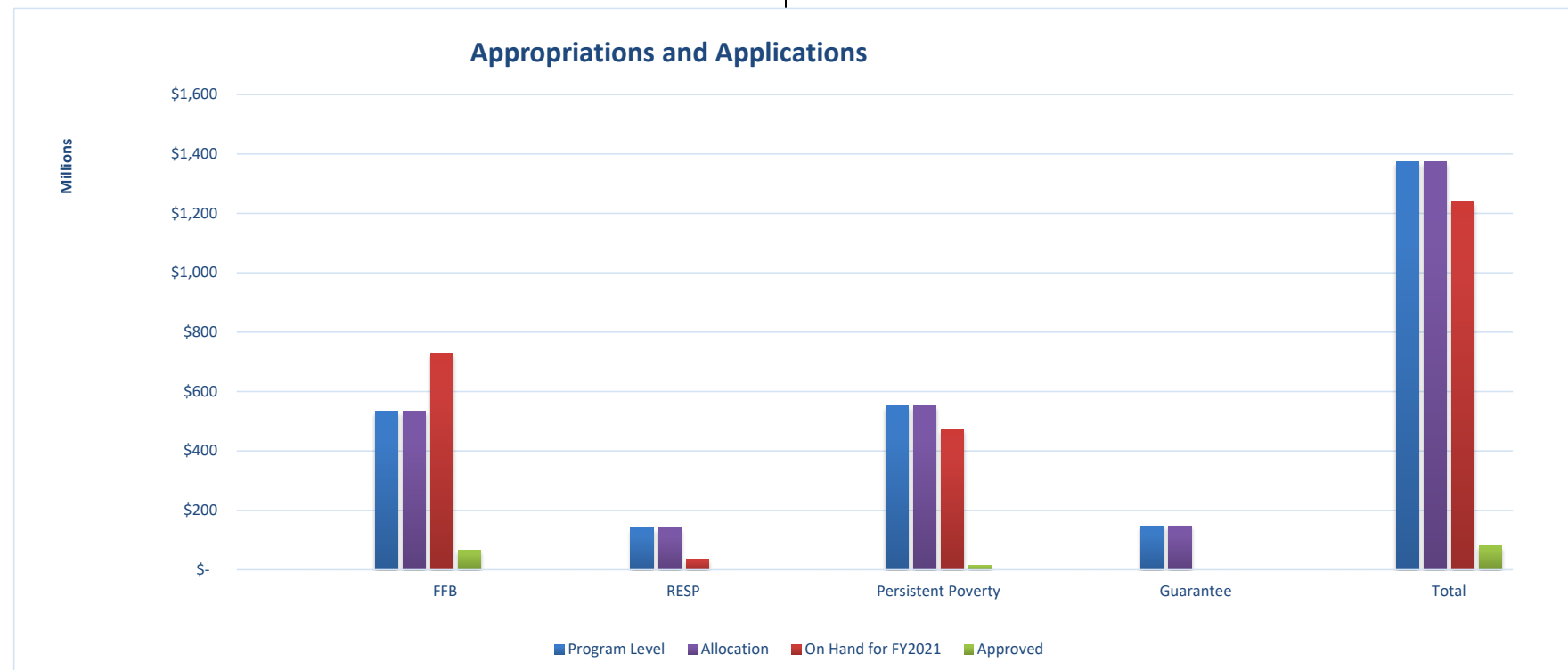


## Fiscal Year 2021 Loans and Appropriations

Appropriations	FFB		RESP		Persistent Poverty		Guarantee		Total	
Program Level	\$	532,756,957	\$	139,484,766	\$	552,393,042		\$147,975,000	\$	1,372,609,765
Allocation	\$	532,756,957	\$	139,484,766	\$	552,393,042		\$147,975,000	\$	1,372,609,765
Obligated	\$	65,476,000	\$	-	\$	15,000,000		\$0	\$	80,476,000
Remaining Allocation	\$	467,280,957	\$	139,484,766	\$	537,393,042		\$147,975,000	\$	1,292,133,765
Remaining Authority	\$	467,280,957	\$	139,484,766	\$	537,393,042		\$147,975,000	\$	1,292,133,765
Surplus/Deficiency of funds	\$	<b>(196,279,043)</b>	\$	<b>103,584,766</b>	\$	<b>79,181,042</b>		<b>\$147,975,000</b>	\$	<b>134,461,765</b>

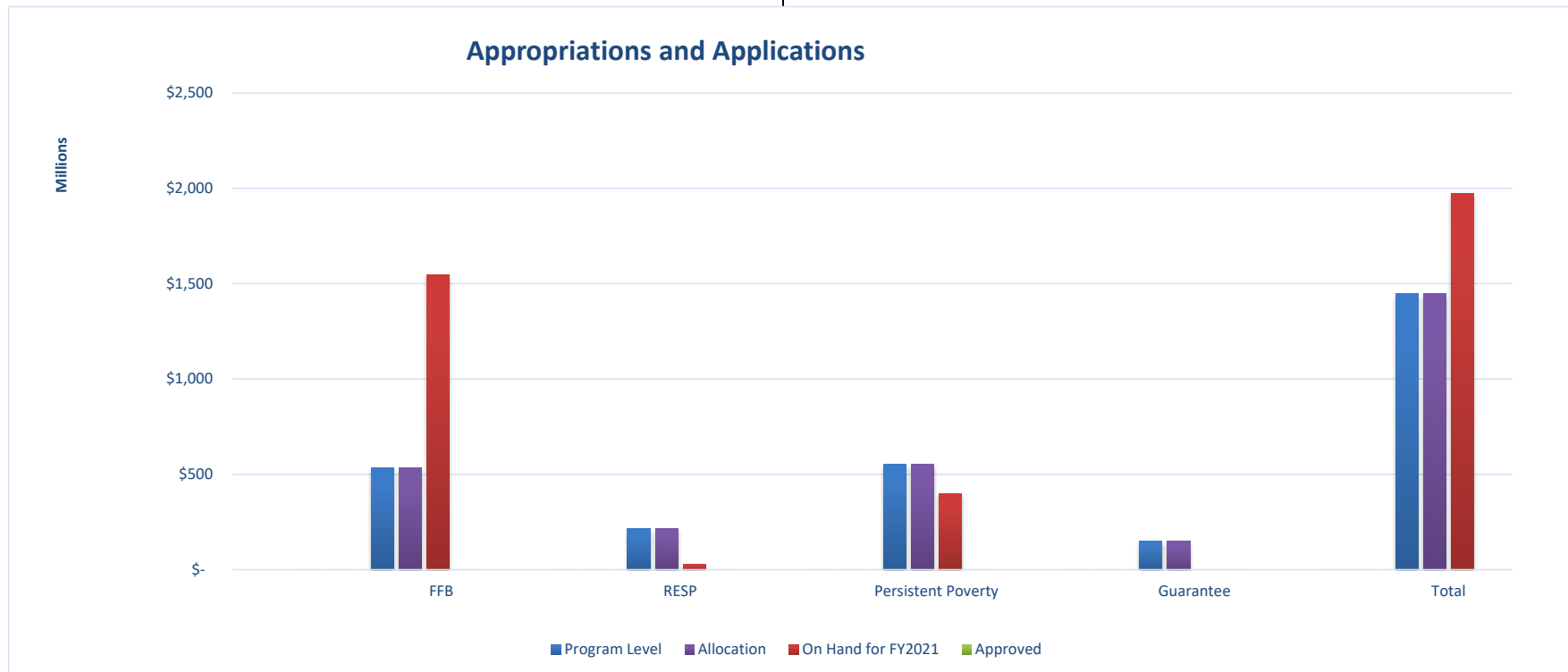
  

Applications	#	\$	#	\$	#	\$	#	\$	#	\$
On Hand for FY2021	19	\$ 729,036,000	5	\$ 35,900,000	5	\$ 473,212,000	0	\$ -	29	\$ 1,238,148,000
Approved	4	\$ 65,476,000	0	\$ -	1	\$ 15,000,000	0	\$ -	5	\$ 80,476,000
Remaining for FY2021	15	\$ 663,560,000	5	\$ 35,900,000	4	\$ 458,212,000	0	\$ -	24	\$ 1,157,672,000



## Fiscal Year 2021 Loans and Appropriations

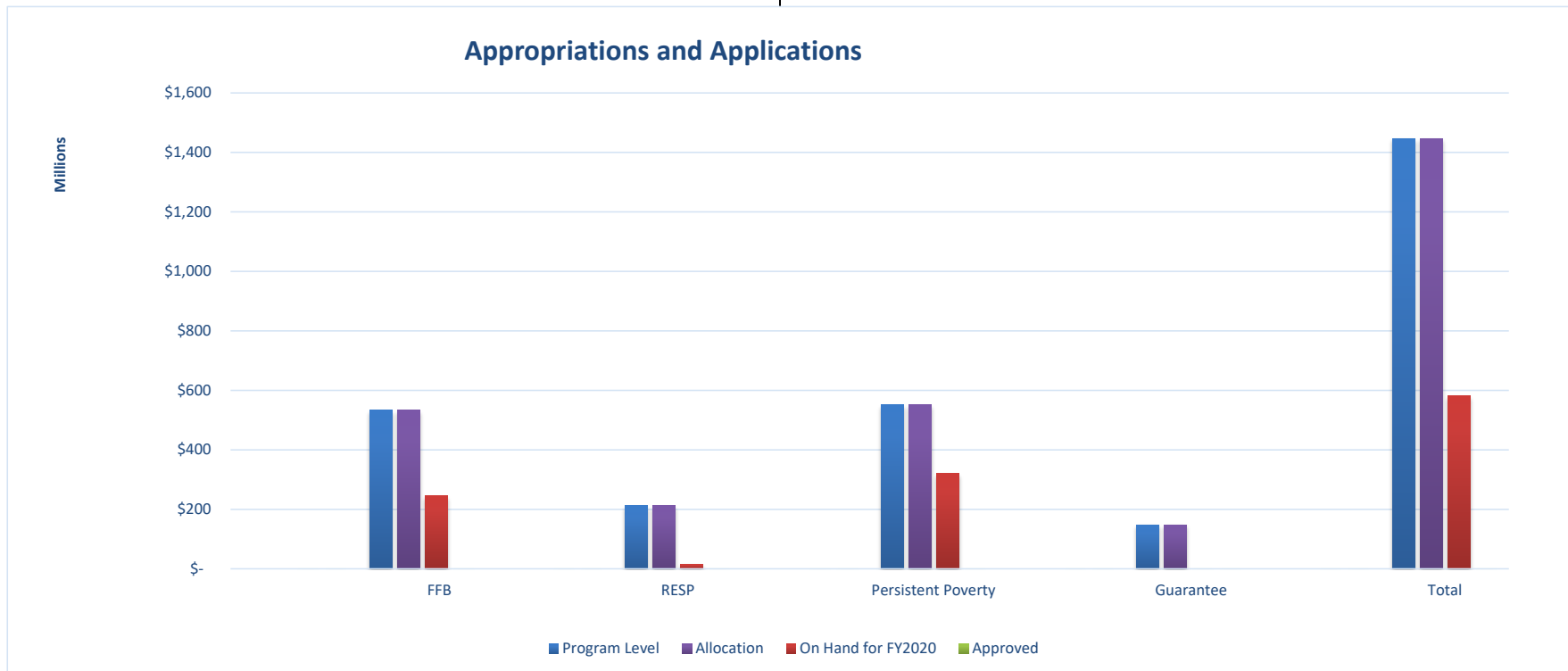
Appropriations	FFB		RESP		Persistent Poverty		Guarantee		Total	
Program Level	\$	532,756,957	\$	213,156,784	\$	552,393,042	\$	147,975,000	\$	1,446,281,783
Allocation	\$	532,756,957	\$	213,156,784	\$	552,393,042	\$	147,975,000	\$	1,446,281,783
Obligated	\$	-	\$	-	\$	-	\$	\$0	\$	-
Remaining Allocation	\$	532,756,957	\$	213,156,784	\$	552,393,042	\$	147,975,000	\$	1,446,281,783
<b>Remaining Authority</b>	\$	532,756,957	\$	213,156,784	\$	552,393,042	\$	147,975,000	\$	1,446,281,783
<b>Surplus/Deficiency of funds</b>		<b>\$ (1,015,836,043)</b>		<b>\$ 187,156,784</b>		<b>\$ 152,181,042</b>		<b>\$147,975,000</b>		<b>\$ (528,523,217)</b>
Applications	#	\$	#	\$	#	\$	#	\$	#	\$
On Hand for FY2021	15	\$ 1,548,593,000	3	\$ 26,000,000	4	\$ 400,212,000	0	\$ -	22	\$ 1,974,805,000
Approved	0	\$ -	0	\$ -	0	\$ -	0	\$ -	0	\$ -
Remaining for FY2021	15	\$ 1,548,593,000	3	\$ 26,000,000	4	\$ 400,212,000	0	\$ -	22	\$ 1,974,805,000





## Fiscal Year 2021 Loans and Appropriations

Appropriations	FFB		RESP		Persistent Poverty		Guarantee		Total	
Program Level	\$	532,756,957	\$	213,156,784	\$	552,393,042	\$	147,975,000	\$	1,446,281,783
Allocation	\$	532,756,957	\$	213,156,784	\$	552,393,042	\$	147,975,000	\$	1,446,281,783
Obligated	\$	-	\$	-	\$	-	\$	\$0	\$	-
Remaining Allocation	\$	532,756,957	\$	213,156,784	\$	552,393,042	\$	147,975,000	\$	1,446,281,783
<b>Remaining Authority</b>	\$	532,756,957	\$	213,156,784	\$	552,393,042	\$	147,975,000	\$	1,446,281,783
<b>Surplus/Deficiency of funds</b>	\$	<b>287,921,957</b>	\$	<b>197,156,784</b>	\$	<b>232,741,042</b>	\$	<b>147,975,000</b>	\$	<b>865,794,783</b>
Applications	#	\$	#	\$	#	\$	#	\$	#	\$
On Hand for FY2020	6	\$ 244,835,000	2	\$ 16,000,000	3	\$ 319,652,000	0	\$ -	11	\$ 580,487,000
Approved	-	\$ -	0	\$ -	0	\$ -	0	\$ -	-	\$ -
Remaining for FY2020	6	\$ 244,835,000	2	\$ 16,000,000	3	\$ 319,652,000	0	\$ -	11	\$ 580,487,000

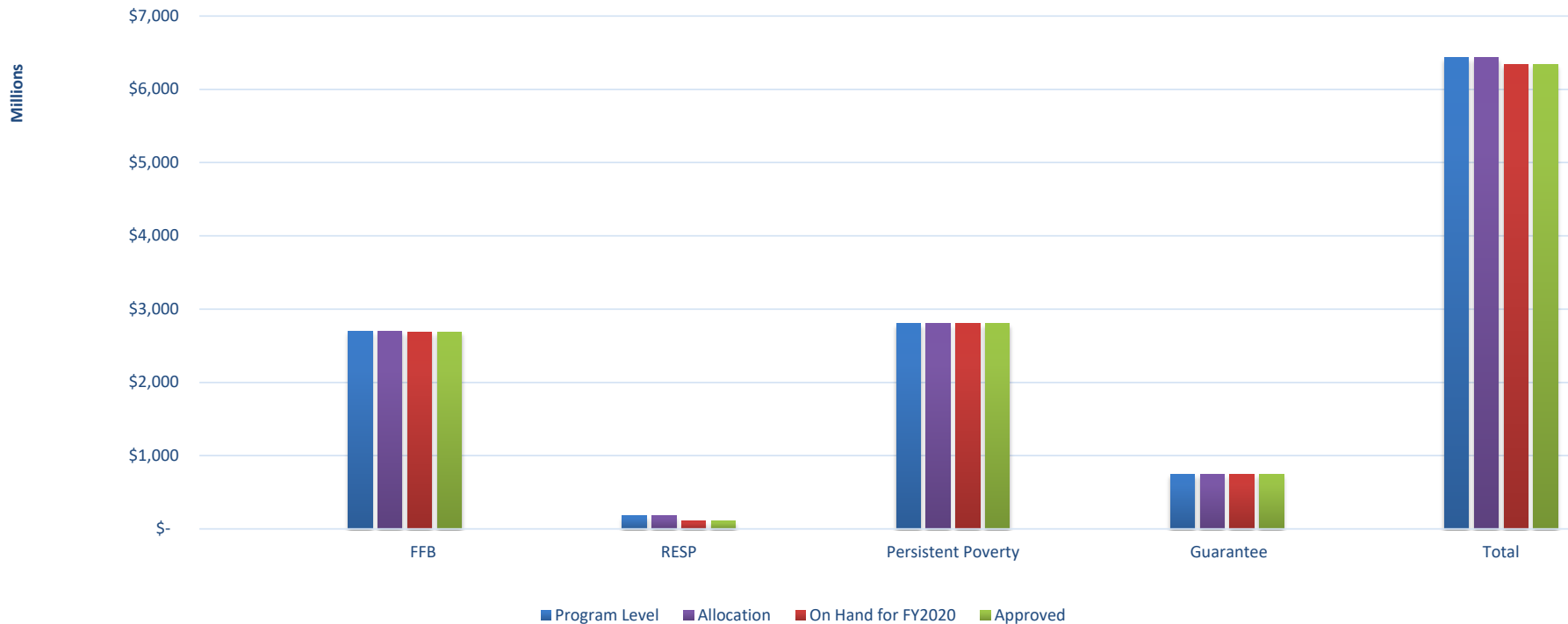


## Fiscal Year 2020 Loans and Appropriations

Appropriations	FFB	RESP	Persistent Poverty	Guarantee	Total
Program Level	\$ 2,700,237,999	\$ 178,476,688	\$ 2,799,762,000	\$750,000,000	\$ 6,428,476,687
Allocation	\$ 2,700,237,999	\$ 178,476,688	\$ 2,799,762,000	\$750,000,000	\$ 6,428,476,687
Obligated	\$ 2,690,959,000	\$ 103,750,000	\$ 2,799,762,000	\$750,000,000	\$ 6,344,471,000
Remaining Allocation	\$ 9,278,999	\$ 74,726,688	\$ -	\$0	\$ 84,005,687
<b>Remaining Authority</b>	<b>\$ 9,278,999</b>	<b>\$ 74,726,688</b>	<b>\$ -</b>	<b>\$0</b>	<b>\$ 84,005,687</b>
<b>Surplus/Deficiency of funds</b>	<b>\$ 9,278,999</b>	<b>\$ 74,726,688</b>	<b>\$ -</b>	<b>\$0</b>	<b>\$ 84,005,687</b>

Applications	#	\$	#	\$	#	\$	#	\$		
On Hand for FY2020	83	\$ 2,690,959,000	11	\$ 103,750,000	29	\$ 2,799,762,000	2	\$ 750,000,000	125	\$ 6,344,471,000
Approved	83	\$ 2,690,959,000	11	\$ 103,750,000	29	\$ 2,799,762,000	2	\$ 750,000,000	125	\$ 6,344,471,000
Remaining for FY2020	-	\$ -	0	\$ -	0	\$ -	0	\$ -	-	\$ -

### Appropriations and Applications



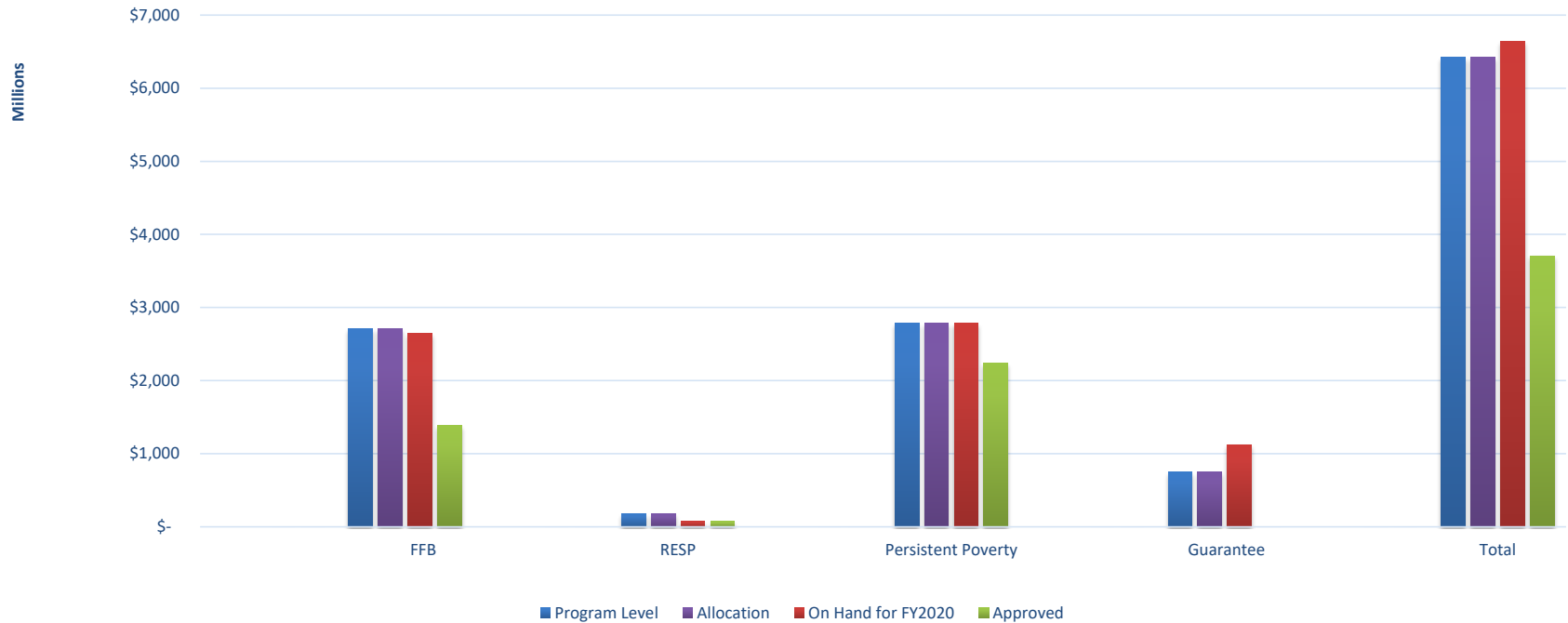
## Fiscal Year 2020 Loans and Appropriations

Appropriations	FFB	RESP	Persistent Poverty	Guarantee	Total
<b>Program Level</b>	\$ 2,715,993,487	\$ 178,476,688	\$ 2,784,006,512	\$750,000,000	\$ 6,428,476,687
Allocation	\$ 2,715,993,487	\$ 178,476,688	\$ 2,784,006,512	\$750,000,000	\$ 6,428,476,687
Obligated	\$ 1,252,245,000	\$ 73,750,000	\$ 2,093,379,000	\$0	\$ 3,419,374,000
Remaining Allocation	\$ 1,463,748,487	\$ 104,726,688	\$ 690,627,512	\$750,000,000	\$ 3,009,102,687
<b>Remaining Authority</b>	\$ 1,463,748,487	\$ 104,726,688	\$ 690,627,512	\$750,000,000	\$ 3,009,102,687
<b>Surplus/Deficiency of funds</b>	<b>\$ 65,571,487</b>	<b>\$ 98,726,688</b>	<b>\$ 1,244,512</b>	<b>-\$375,000,000</b>	<b>\$ (209,457,313)</b>

Applications	#	\$	#	\$	#	\$	#	\$	#	\$
On Hand for FY2020	81	\$ 2,650,422,000	11	\$ 79,750,000	28	\$ 2,782,762,000	2	\$ 1,125,000,000	122	\$ 6,637,934,000
Approved	60	\$ 1,391,732,000	10	\$ 73,750,000	27	\$ 2,242,762,000	0	\$ -	97	\$ 3,708,244,000
Remaining for FY2020	21	\$ 1,258,690,000	1	\$ 6,000,000	1	\$ 540,000,000	2	\$ 1,125,000,000	25	\$ 2,929,690,000

### Appropriations and Applications

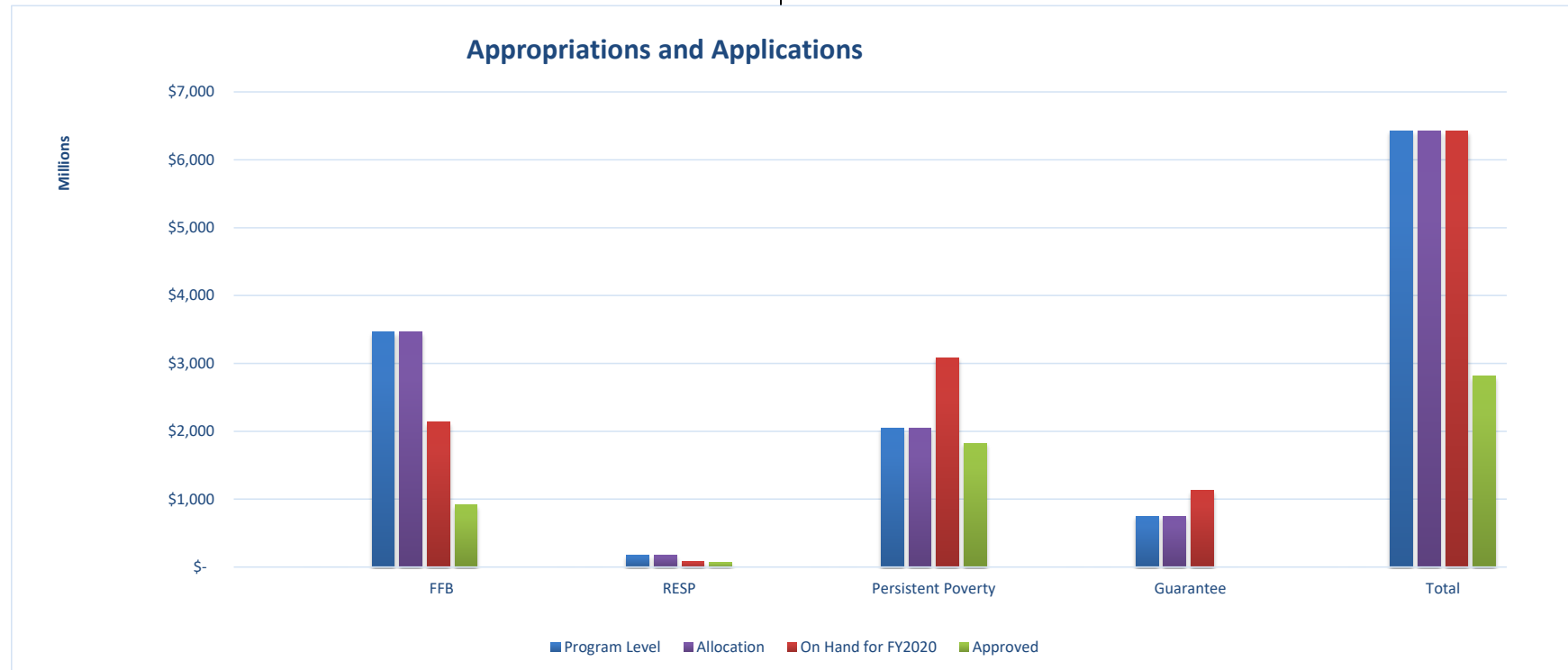


## Fiscal Year 2020 Loans and Appropriations

Appropriations	FFB		RESP		Persistent Poverty		Guarantee		Total	
<b>Program Level</b>	\$	3,458,993,487	\$	178,476,688	\$	2,041,006,512		\$750,000,000	\$	6,428,476,687
Allocation	\$	3,458,993,487	\$	178,476,688	\$	2,041,006,512		\$750,000,000	\$	6,428,476,687
Obligated	\$	916,837,000	\$	67,450,000	\$	1,824,113,000		\$0	\$	2,808,400,000
Remaining Allocation	\$	2,542,156,487	\$	111,026,688	\$	216,893,512		\$750,000,000	\$	3,620,076,687
<b>Remaining Authority</b>	\$	2,542,156,487	\$	111,026,688	\$	216,893,512		\$750,000,000	\$	3,620,076,687
<b>Surplus/Deficiency of funds</b>	\$	<b>1,327,037,487</b>	\$	<b>98,726,688</b>	\$	<b>(1,045,266,488)</b>		<b>-\$375,000,000</b>	\$	<b>5,497,687</b>

Applications	#	\$	#	\$	#	\$	#	\$	#	\$
On Hand for FY2020	72	\$ 2,131,956,000	11	\$ 79,750,000	31	\$ 3,086,273,000	2	\$ 1,125,000,000	116	\$ 6,422,979,000
Approved	49	\$ 916,837,000	8	\$ 69,250,000	17	\$ 1,824,113,000	0	\$ -	74	\$ 2,810,200,000
Remaining for FY2020	23	\$ 1,215,119,000	3	\$ 10,500,000	14	\$ 1,262,160,000	2	\$ 1,125,000,000	42	\$ 3,612,779,000

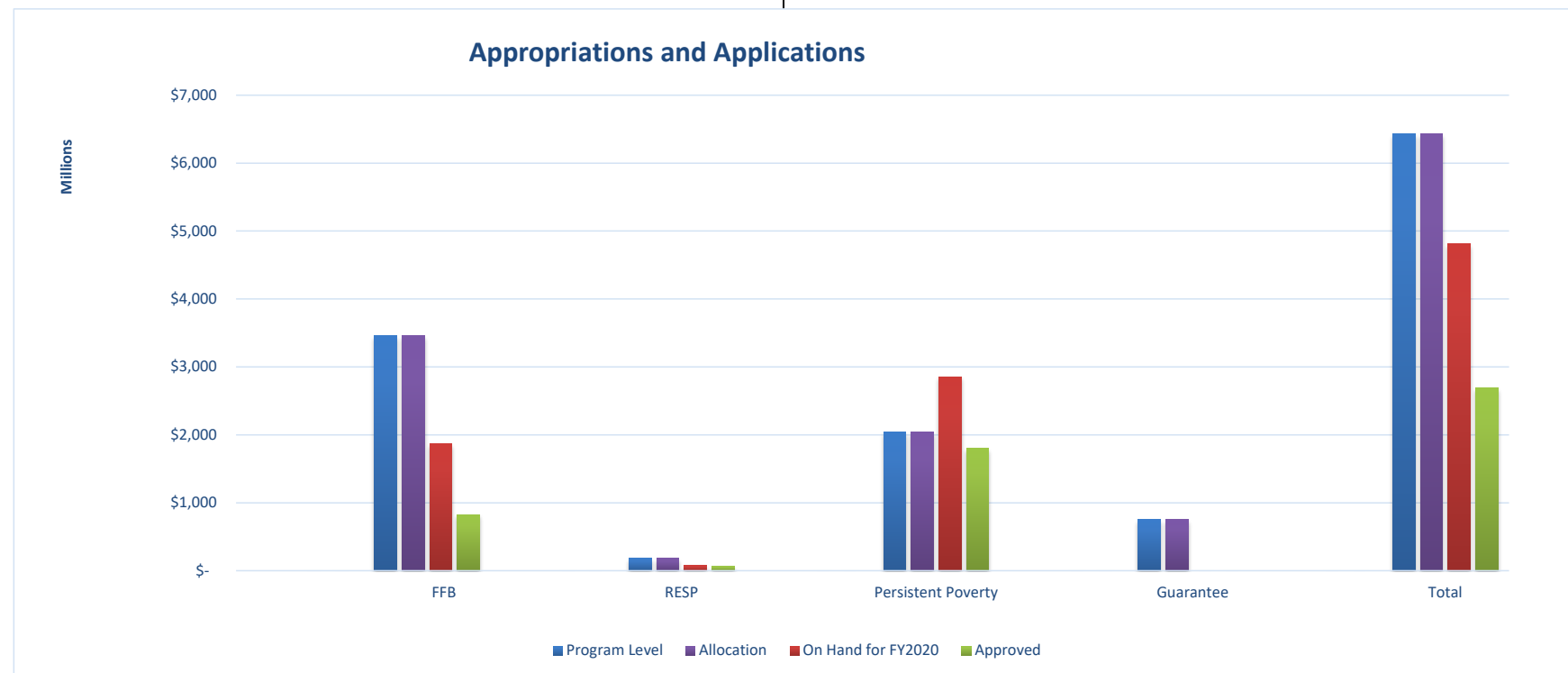


## Fiscal Year 2020 Loans and Appropriations

Appropriations	FFB		RESP		Persistent Poverty		Guarantee		Total	
<b>Program Level</b>	\$	3,458,993,487	\$	178,476,688	\$	2,041,006,512		\$750,000,000	\$	6,428,476,687
Allocation	\$	3,458,993,487	\$	178,476,688	\$	2,041,006,512		\$750,000,000	\$	6,428,476,687
Obligated	\$	781,133,000	\$	67,450,000	\$	1,797,840,000		\$0	\$	2,646,423,000
Remaining Allocation	\$	2,677,860,487	\$	111,026,688	\$	243,166,512		\$750,000,000	\$	3,782,053,687
<b>Remaining Authority</b>	\$	2,677,860,487	\$	111,026,688	\$	243,166,512		\$750,000,000	\$	3,782,053,687
<b>Surplus/Deficiency of funds</b>		<b>\$ 1,588,622,487</b>		<b>\$ 98,726,688</b>		<b>\$ (816,361,488)</b>		<b>\$750,000,000</b>		<b>\$ 1,620,987,687</b>

Applications	#	\$	#	\$	#	\$	#	\$	#	\$
On Hand for FY2020	65	\$ 1,870,371,000	11	\$ 79,750,000	27	\$ 2,857,368,000	0	\$ -	103	\$ 4,807,489,000
Approved	43	\$ 826,871,000	7	\$ 67,450,000	15	\$ 1,797,840,000	0	\$ -	65	\$ 2,692,161,000
Remaining for FY2020	22	\$ 1,043,500,000	4	\$ 12,300,000	12	\$ 1,059,528,000	0	\$ -	38	\$ 2,115,328,000

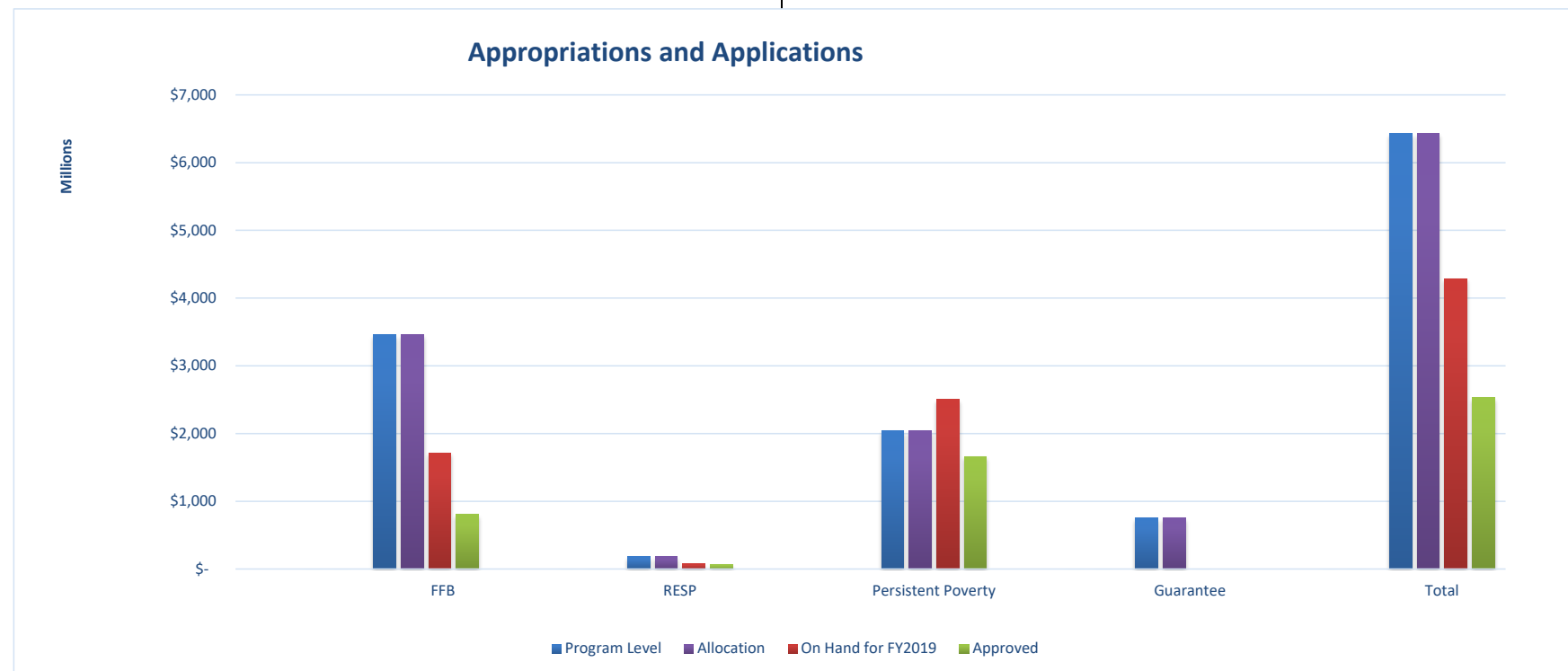


## Fiscal Year 2020 Loans and Appropriations

Appropriations	FFB		RESP		Persistent Poverty		Guarantee		Total	
<b>Program Level</b>	\$	3,458,993,487	\$	178,476,688	\$	2,041,006,512	\$	750,000,000	\$	6,428,476,687
Allocation	\$	3,458,993,487	\$	178,476,688	\$	2,041,006,512	\$	750,000,000	\$	6,428,476,687
Obligated	\$	691,050,000	\$	62,150,000	\$	1,650,441,000	\$	\$0	\$	2,403,641,000
Remaining Allocation	\$	2,767,943,487	\$	116,326,688	\$	390,565,512	\$	750,000,000	\$	4,024,835,687
<b>Remaining Authority</b>	\$	2,767,943,487	\$	116,326,688	\$	390,565,512	\$	750,000,000	\$	4,024,835,687
<b>Surplus/Deficiency of funds</b>		<b>\$ 1,744,733,487</b>		<b>\$ 103,526,688</b>		<b>\$ (459,345,488)</b>		<b>\$750,000,000</b>		<b>\$ 2,138,914,687</b>

Applications	#	\$	#	\$	#	\$	#	\$	#	\$
On Hand for FY2019	57	\$ 1,714,260,000	9	\$ 74,950,000	20	\$ 2,500,352,000	0	\$ -	86	\$ 4,289,562,000
Approved	39	\$ 803,550,000	6	\$ 62,450,000	13	\$ 1,660,997,000	0	\$ -	58	\$ 2,526,997,000
Remaining for FY2019	18	\$ 910,710,000	3	\$ 12,500,000	7	\$ 839,355,000	0	\$ -	28	\$ 1,762,565,000



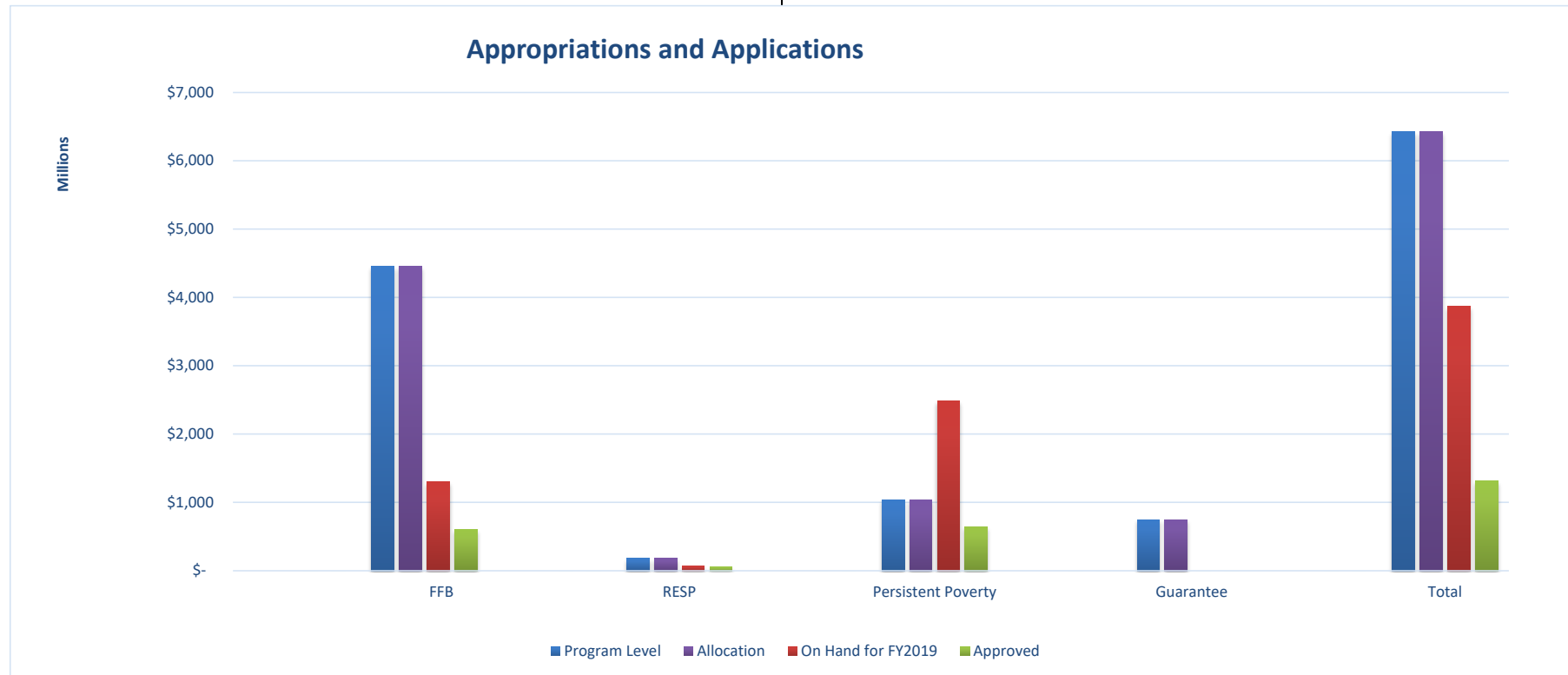
## Fiscal Year 2020 Loans and Appropriations

Appropriations	FFB		RESP		Persistent Poverty		Guarantee		Total	
<b>Program Level</b>	\$	4,458,993,487	\$	178,476,688	\$	1,041,006,512		\$750,000,000	\$	6,428,476,687
Allocation	\$	4,458,993,487	\$	178,476,688	\$	1,041,006,512		\$750,000,000	\$	6,428,476,687
Obligated	\$	581,336,000	\$	57,150,000	\$	645,597,000		\$0	\$	1,284,083,000
Remaining Allocation	\$	3,877,657,487	\$	121,326,688	\$	395,409,512		\$750,000,000	\$	5,144,393,687
<b>Remaining Authority</b>	\$	3,877,657,487	\$	121,326,688	\$	395,409,512		\$750,000,000	\$	5,144,393,687
<b>Surplus/Deficiency of funds</b>	\$	<b>3,157,804,487</b>	\$	<b>103,526,688</b>	\$	<b>(1,448,789,488)</b>		<b>\$750,000,000</b>	\$	<b>2,562,541,687</b>

Applications	#	\$	#	\$	#	\$	#	\$	#	\$
On Hand for FY2019	51	\$ 1,301,189,000	9	\$ 74,950,000	19	\$ 2,489,796,000	0	\$ -	79	\$ 3,865,935,000
Approved	33	\$ 607,514,000	4	\$ 57,150,000	9	\$ 645,597,000	0	\$ -	46	\$ 1,310,261,000
Remaining for FY2019	18	\$ 693,675,000	5	\$ 17,800,000	10	\$ 1,844,199,000	0	\$ -	33	\$ 2,555,674,000

### Appropriations and Applications



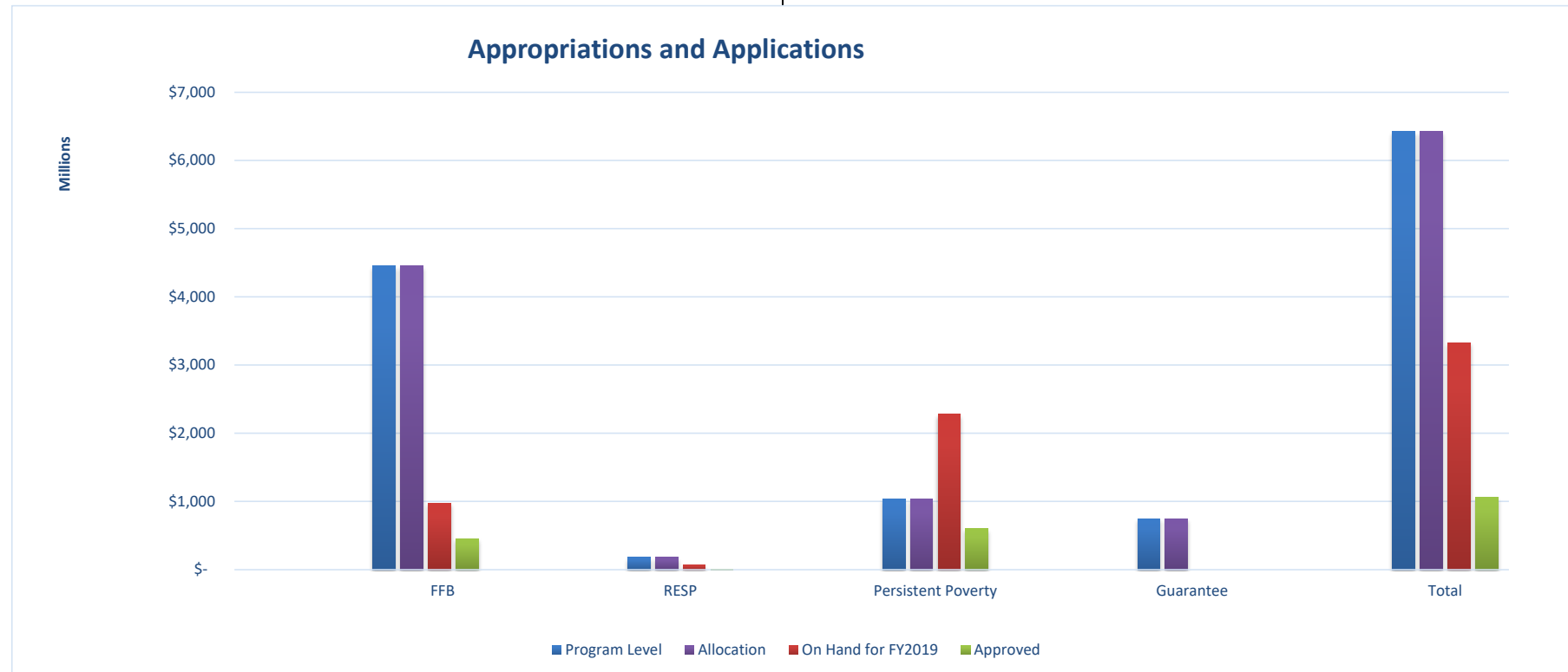
## Fiscal Year 2020 Loans and Appropriations

Appropriations	FFB		RESP		Persistent Poverty		Guarantee		Total	
Program Level	\$	4,458,993,487	\$	178,476,688	\$	1,041,006,512		\$750,000,000	\$	6,428,476,687
Allocation	\$	4,458,993,487	\$	178,476,688	\$	1,041,006,512		\$750,000,000	\$	6,428,476,687
Obligated	\$	413,876,000	\$	7,000,000	\$	601,442,000		\$0	\$	1,022,318,000
Remaining Allocation	\$	4,045,117,487	\$	171,476,688	\$	439,564,512		\$750,000,000	\$	5,406,158,687
<b>Remaining Authority</b>	\$	4,045,117,487	\$	171,476,688	\$	439,564,512		\$750,000,000	\$	5,406,158,687
<b>Surplus/Deficiency of funds</b>	\$	<b>3,481,430,487</b>	\$	<b>103,526,688</b>	\$	<b>(1,237,681,488)</b>		<b>\$750,000,000</b>	\$	<b>3,097,275,687</b>

Applications	#	\$	#	\$	#	\$	#	\$	#	\$
On Hand for FY2019	42	\$ 977,563,000	9	\$ 74,950,000	15	\$ 2,278,688,000	0	\$ -	66	\$ 3,331,201,000
Approved	24	\$ 454,204,000	2	\$ 7,000,000	8	\$ 601,442,000	0	\$ -	34	\$ 1,062,646,000
Remaining for FY2019	18	\$ 523,359,000	7	\$ 67,950,000	7	\$ 1,677,246,000	0	\$ -	32	\$ 2,268,555,000

### Appropriations and Applications



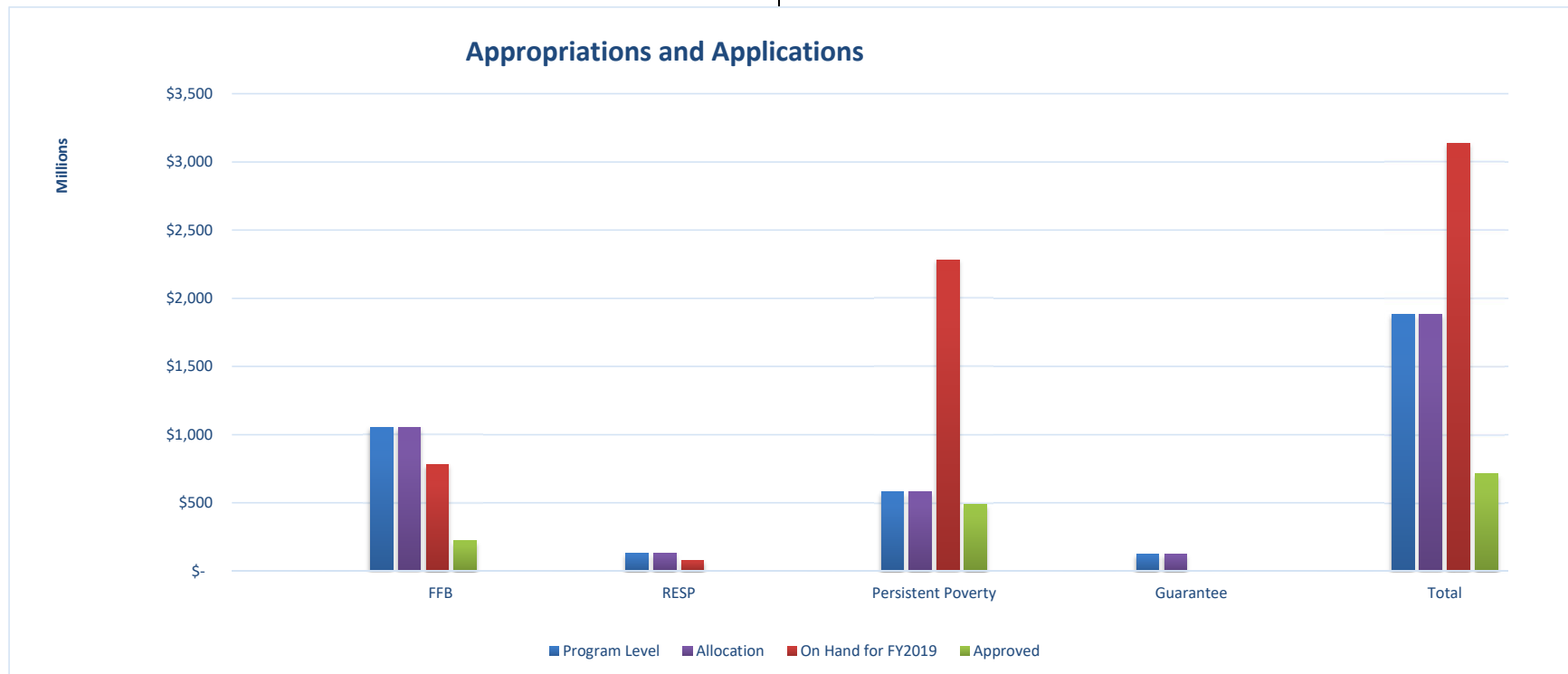


## Fiscal Year 2020 Loans and Appropriations

Appropriations	FFB		RESP		Persistent Poverty		Guarantee		Total	
<b>Program Level</b>	\$	1,050,221,245	\$	128,557,848	\$	581,206,512	\$	123,000,000	\$	1,882,985,605
Allocation	\$	1,050,221,245	\$	128,557,848	\$	581,206,512	\$	123,000,000	\$	1,882,985,605
Obligated	\$	216,427,000	\$	2,500,000	\$	487,506,000	\$	\$0	\$	706,433,000
Remaining Allocation	\$	833,794,245	\$	126,057,848	\$	93,700,512	\$	123,000,000	\$	1,176,552,605
<b>Remaining Authority</b>	\$	833,794,245	\$	126,057,848	\$	93,700,512	\$	123,000,000	\$	1,176,552,605
<b>Surplus/Deficiency of funds</b>	<b>\$</b>	<b>269,901,245</b>	<b>\$</b>	<b>51,957,848</b>	<b>\$</b>	<b>(1,697,481,488)</b>	<b>\$</b>	<b>123,000,000</b>	<b>\$</b>	<b>(1,252,622,395)</b>

Applications	#	\$	#	\$	#	\$	#	\$	#	\$
On Hand for FY2019	38	\$ 780,320,000	9	\$ 76,600,000	15	\$ 2,278,688,000	0	\$ -	62	\$ 3,135,608,000
Approved	16	\$ 221,342,000	1	\$ 2,500,000	5	\$ 487,506,000	0	\$ -	22	\$ 711,348,000
Remaining for FY2019	22	\$ 558,978,000	8	\$ 74,100,000	10	\$ 1,791,182,000	0	\$ -	40	\$ 2,424,260,000

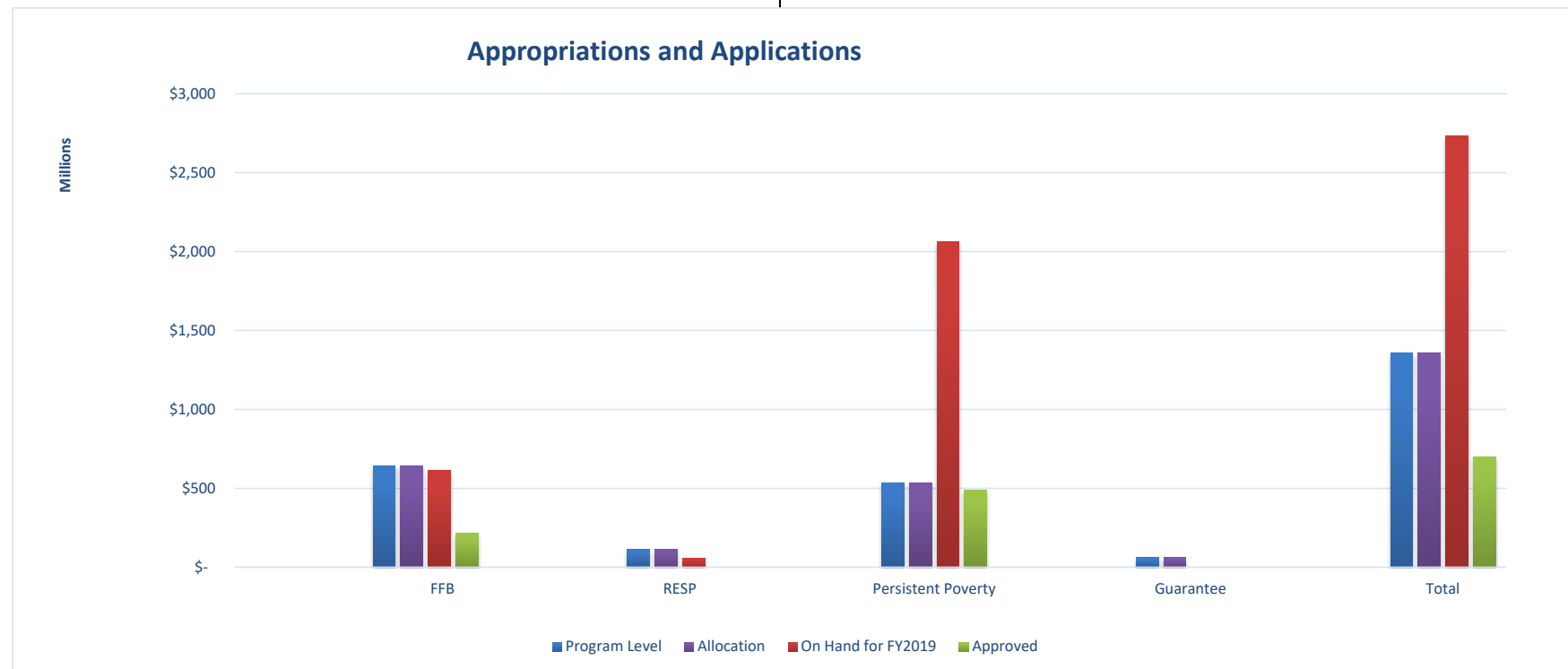


## Fiscal Year 2020 Loans and Appropriations

Appropriations	FFB		RESP		Persistent Poverty		Guarantee		Total	
<b>Program Level</b>	\$	644,321,245	\$	114,615,819	\$	536,106,512	\$	61,500,000	\$	1,356,543,576
Allocation	\$	644,321,245	\$	114,615,819	\$	536,106,512	\$	61,500,000	\$	1,356,543,576
Obligated	\$	188,559,000	\$	-	\$	487,506,000	\$	0	\$	676,065,000
Remaining Allocation	\$	455,762,245	\$	114,615,819	\$	48,600,512	\$	61,500,000	\$	680,478,576
<b>Remaining Authority</b>	\$	455,762,245	\$	114,615,819	\$	48,600,512	\$	61,500,000	\$	680,478,576
<b>Surplus/Deficiency of funds</b>	\$	<b>29,947,245</b>	\$	<b>55,815,819</b>	\$	<b>(1,526,744,488)</b>	\$	<b>61,500,000</b>	\$	<b>(1,379,481,424)</b>

Applications	#	\$	#	\$	#	\$	#	\$	#	\$
On Hand for FY2019	33	\$ 614,374,000	4	\$ 58,800,000	12	\$ 2,062,851,000	0	\$ -	49	\$ 2,736,025,000
Approved	14	\$ 213,559,000	0	\$ -	5	\$ 487,506,000	0	\$ -	19	\$ 701,065,000
Remaining for FY2019	19	\$ 400,815,000	4	\$ 58,800,000	7	\$ 1,575,345,000	0	\$ -	30	\$ 2,034,960,000

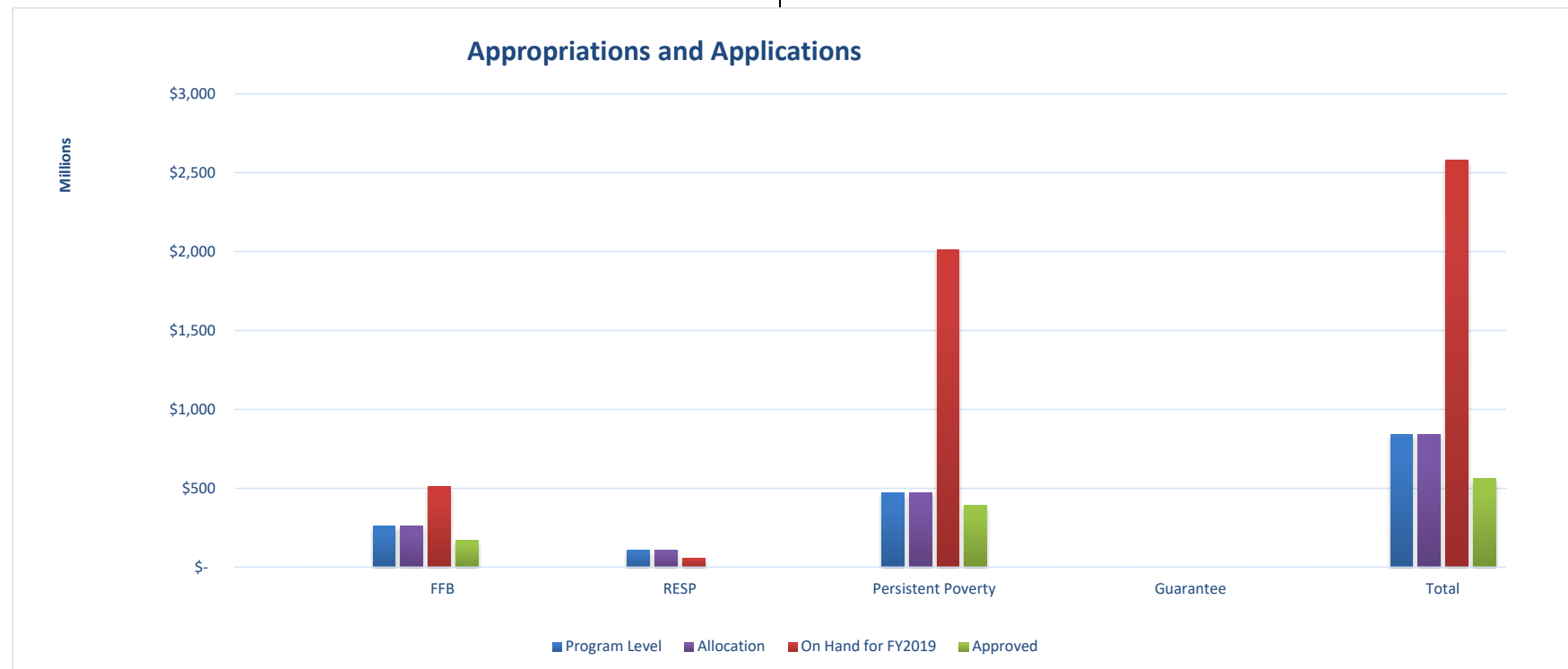


## Fiscal Year 2020 Loans and Appropriations

Appropriations	FFB		RESP		Persistent Poverty		Guarantee		Total	
<b>Program Level</b>	\$	258,421,245	\$	108,911,471	\$	471,006,512		\$0	\$	838,339,228
Allocation	\$	258,421,245	\$	108,911,471	\$	471,006,512		\$0	\$	838,339,228
Obligated	\$	154,033,000	\$	-	\$	376,786,000		\$0	\$	530,819,000
Remaining Allocation	\$	104,388,245	\$	108,911,471	\$	94,220,512		\$0	\$	307,520,228
<b>Remaining Authority</b>	\$	104,388,245	\$	108,911,471	\$	94,220,512		\$0	\$	307,520,228
<b>Surplus/Deficiency of funds</b>		<b>\$ (252,348,755)</b>		<b>\$ 50,111,471</b>		<b>\$ (1,539,844,488)</b>		<b>\$0</b>		<b>\$ (1,742,081,772)</b>

Applications	#	\$	#	\$	#	\$	#	\$	#	\$
On Hand for FY2019	30	\$ 510,770,000	4	\$ 58,800,000	11	\$ 2,010,851,000	0	\$ -	45	\$ 2,580,421,000
Approved	10	\$ 170,033,000	0	\$ -	3	\$ 393,246,000	0	\$ -	13	\$ 563,279,000
Remaining for FY2019	20	\$ 340,737,000	4	\$ 58,800,000	8	\$ 1,617,605,000	0	\$ -	32	\$ 2,017,142,000



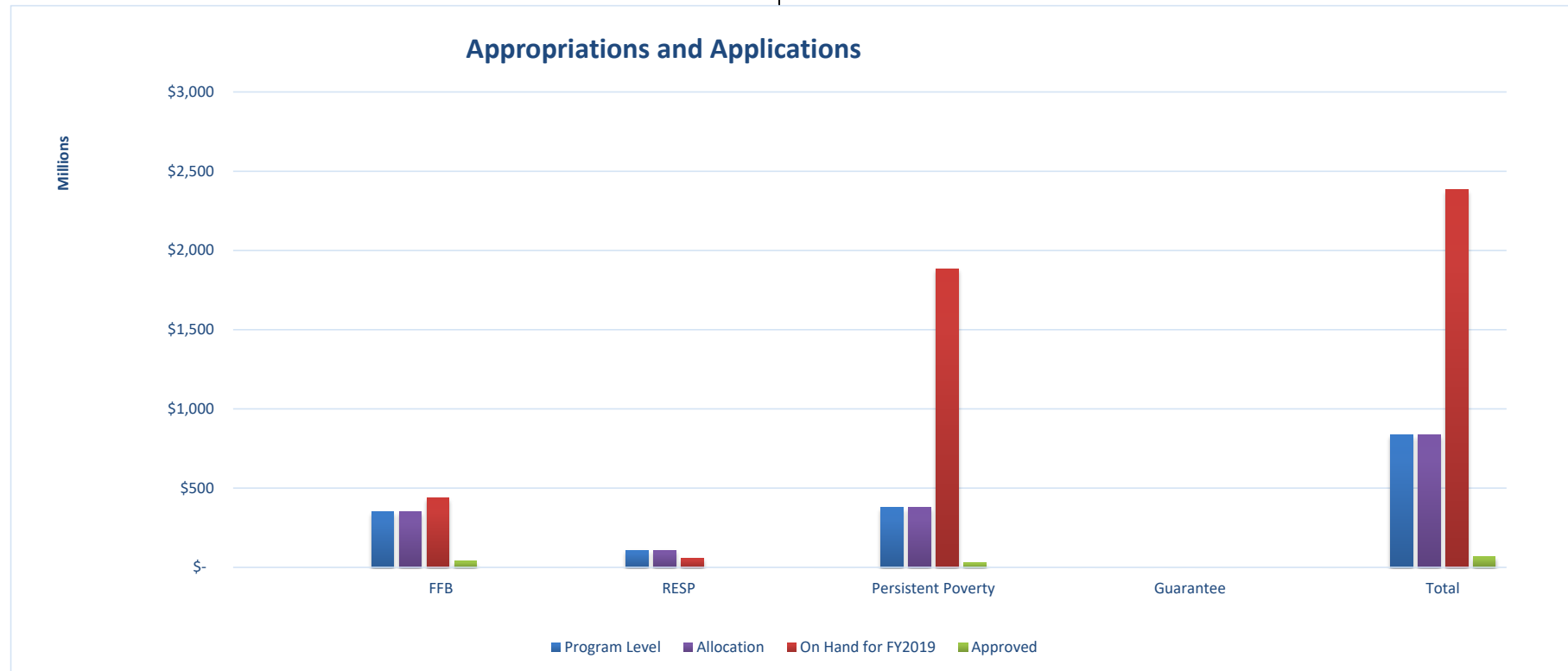
## Fiscal Year 2020 Loans and Appropriations

Appropriations	FFB		RESP		Persistent Poverty		Guarantee	Total	
<b>Program Level</b>	\$	352,641,245	\$	108,911,471	\$	376,786,512	\$0	\$	838,339,228
Allocation	\$	352,641,246	\$	108,911,471	\$	376,786,512	\$0	\$	838,339,229
Obligated	\$	21,158,000	\$	-	\$	-	\$0	\$	21,158,000
Remaining Allocation	\$	331,483,246	\$	108,911,471	\$	376,786,512	\$0	\$	817,181,229
<b>Remaining Authority</b>	\$	331,483,245	\$	108,911,471	\$	376,786,512	\$0	\$	817,181,228
<b>Surplus/Deficiency of funds</b>	<b>\$</b>	<b>(87,096,755)</b>	<b>\$</b>	<b>50,111,471</b>	<b>\$</b>	<b>(1,507,708,488)</b>	<b>\$0</b>	<b>\$</b>	<b>(1,544,693,772)</b>

Applications	#	\$	#	\$	#	\$	#	\$	#	\$
On Hand for FY2019	27	\$ 439,738,000	4	\$ 58,800,000	10	\$ 1,884,495,000	0	\$ -	41	\$ 2,383,033,000
Approved	4	\$ 39,376,000	0	\$ -	1	\$ 29,737,000	0	\$ -	5	\$ 69,113,000
Remaining for FY2019	23	\$ 400,362,000	4	\$ 58,800,000	9	\$ 1,854,758,000	0	\$ -	36	\$ 2,313,920,000

### Appropriations and Applications

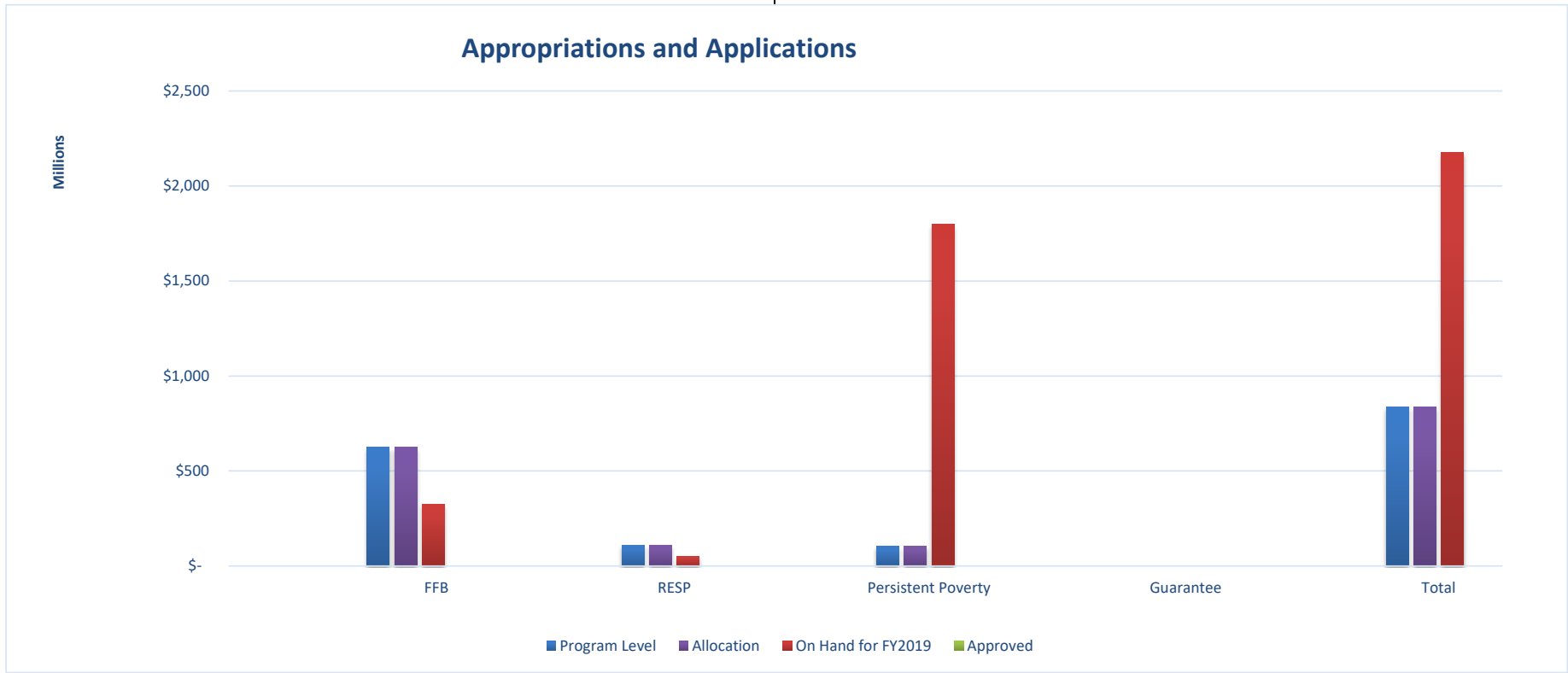


## Fiscal Year 2020 Loans and Appropriations

Appropriations	FFB		RESP		Persistent Poverty		Guarantee		Total	
<b>Program Level</b>	\$	625,217,245	\$	108,911,471	\$	104,210,512	\$	0	\$	838,339,228
Allocation	\$	625,217,245	\$	108,911,471	\$	104,210,512	\$	0	\$	838,339,228
Obligated	\$	-	\$	-	\$	-	\$	0	\$	-
Remaining Allocation	\$	625,217,245	\$	108,911,471	\$	104,210,512	\$	0	\$	838,339,228
<b>Remaining Authority</b>	\$	625,217,245	\$	108,911,471	\$	104,210,512	\$	0	\$	838,339,228
<b>Surplus/Deficiency of funds</b>	\$	<b>300,567,245</b>	\$	<b>56,411,471</b>	\$	<b>(1,694,856,488)</b>	\$	<b>0</b>	\$	<b>(1,337,877,772)</b>

Applications	#	\$	#	\$	#	\$	#	\$	#	\$
On Hand for FY2019	19	\$ 324,650,000	2	\$ 52,500,000	7	\$ 1,799,067,000	0	\$ -	28	\$ 2,176,217,000
Approved		\$ -		\$ -		\$ -		\$ -		\$ -
Remaining for FY2019	19	\$ 324,650,000	2	\$ 52,500,000	7	\$ 1,799,067,000	0	\$ -	28	\$ 2,176,217,000

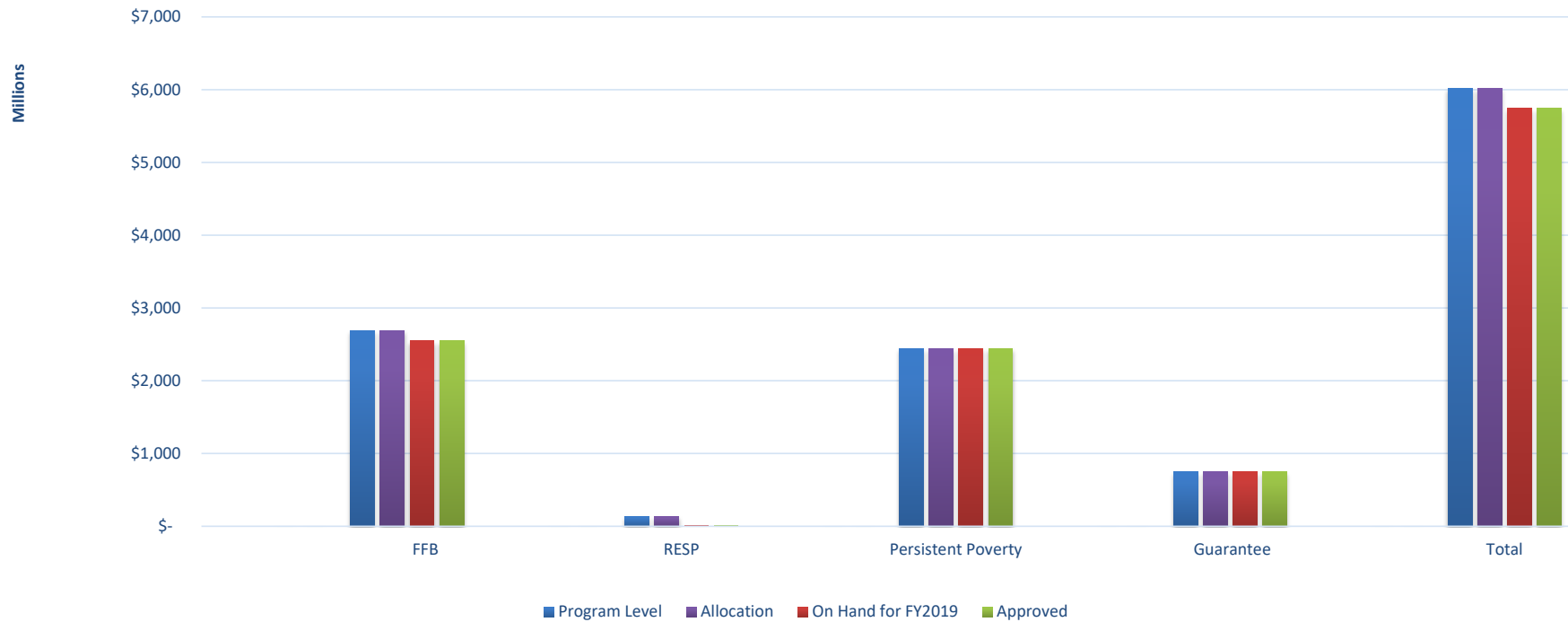


## Fiscal Year 2019 Loans and Appropriations

Appropriations	FFB	RESP	Persistent Poverty	Guarantee	Total
Program Level	\$ 2,691,961,271	\$ 139,907,546	\$ 2,441,239,000	\$750,000,000	\$ 6,023,107,817
Allocation	\$ 2,691,961,271	\$ 139,907,546	\$ 2,441,239,000	\$750,000,000	\$ 6,023,107,817
Obligated	\$ 2,548,015,000	\$ 6,000,000	\$ 2,441,239,000	\$750,000,000	\$ 5,745,254,000
Remaining Allocation	\$ 143,946,271	\$ 133,907,546	\$ -	\$0	\$ 277,853,817
<b>Remaining Authority</b>	\$ 143,946,271	\$ 133,907,546	\$ -	\$0	\$ 277,853,817
<b>Surplus/Deficiency of funds</b>	<b>\$ 143,946,271</b>	<b>\$ 133,907,546</b>	<b>\$ -</b>	<b>\$0</b>	<b>\$ 277,853,817</b>

Applications	#	\$	#	\$	#	\$	#	\$	#	\$
On Hand for FY2019	66	\$ 2,548,015,000	2	\$ 6,000,000	36	\$ 2,441,239,000	2	\$ 750,000,000	106	\$ 5,745,254,000
Approved	66	\$ 2,548,015,000	2	\$ 6,000,000	36	\$ 2,441,239,000	2	\$ 750,000,000	106	\$ 5,745,254,000
Remaining for FY2019	-	\$ -	0	\$ -	0	\$ -	0	\$ -	-	\$ -

### Appropriations and Applications



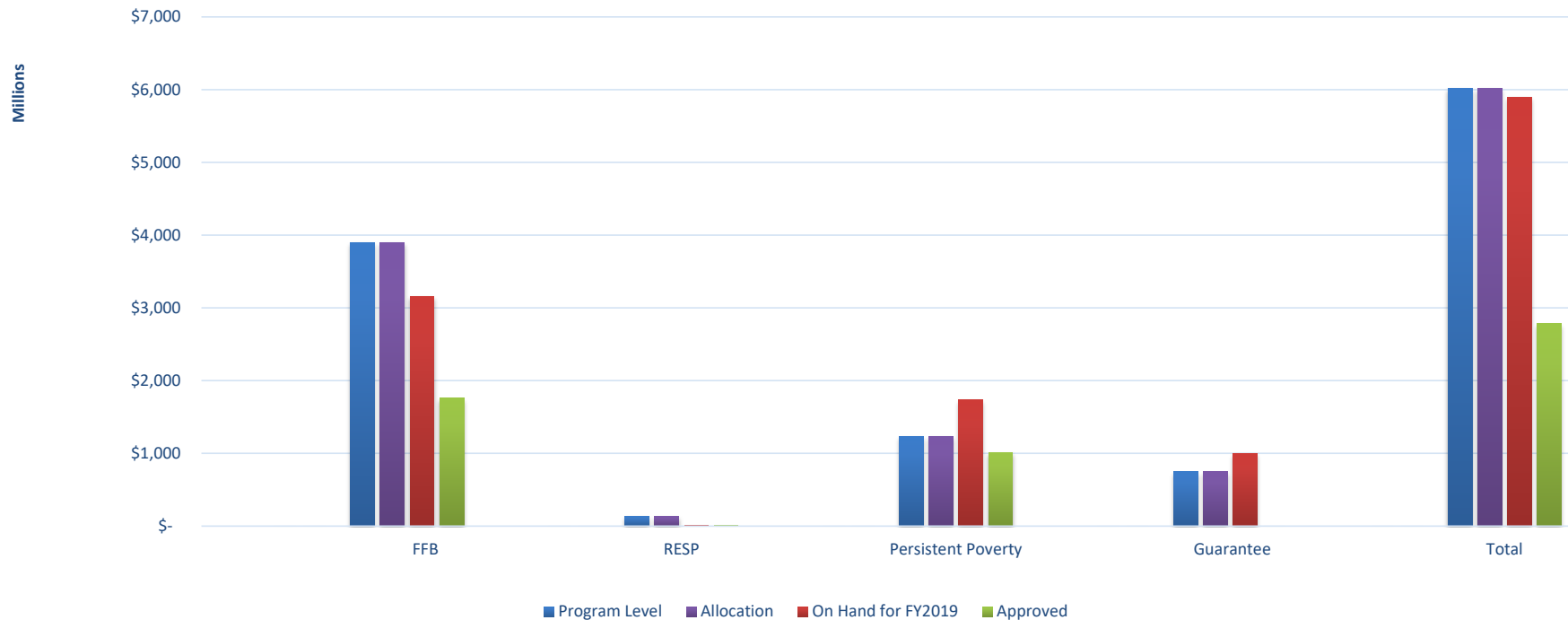
## Fiscal Year 2019 Loans and Appropriations

Appropriations	FFB		RESP		Persistent Poverty		Guarantee		Total	
Program Level	\$	3,899,839,871	\$	139,907,546	\$	1,233,360,400		\$750,000,000	\$	6,023,107,817
Allocation	\$	3,899,839,871	\$	139,907,546	\$	1,233,360,400		\$750,000,000	\$	6,023,107,817
Obligated	\$	1,297,339,000	\$	6,000,000	\$	824,003,000		\$0	\$	2,127,342,000
Remaining Allocation	\$	2,602,500,871	\$	133,907,546	\$	409,357,400		\$750,000,000	\$	3,895,765,817
Remaining Authority	\$	2,602,500,871	\$	133,907,546	\$	409,357,400		\$750,000,000	\$	3,895,765,817
Surplus/Deficiency of funds	\$	<b>739,824,871</b>	\$	<b>133,907,546</b>	\$	<b>(498,702,600)</b>		<b>-\$250,000,000</b>	\$	<b>125,029,817</b>

Applications	#	\$	#	\$	#	\$	#	\$	#	\$
On Hand for FY2019	72	\$ 3,160,015,000	2	\$ 6,000,000	34	\$ 1,732,063,000	2	\$ 1,000,000,000	110	\$ 5,898,078,000
Approved	52	\$ 1,759,698,000	2	\$ 6,000,000	25	\$ 1,014,005,000	0	\$ -	79	\$ 2,779,703,000
Remaining for FY2019	20	\$ 1,400,317,000	0	\$ -	9	\$ 718,058,000	2	\$ 1,000,000,000	31	\$ 3,118,375,000

### Appropriations and Applications



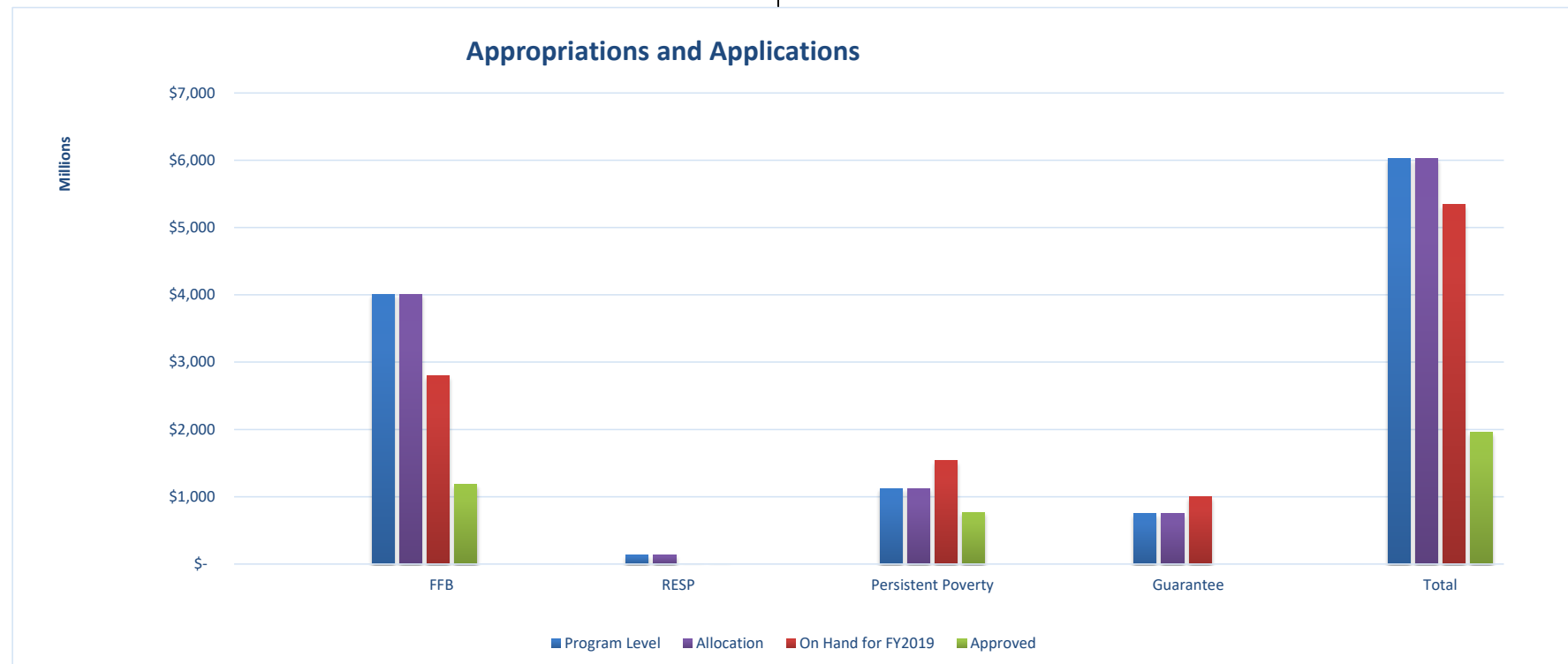
## Fiscal Year 2019 Loans and Appropriations

Appropriations	FFB	RESP	Persistent Poverty	Guarantee	Total
<b>Program Level</b>	\$ 4,008,200,271	\$ 139,907,546	\$ 1,125,000,000	\$750,000,000	\$ 6,023,107,817
Allocation	\$ 4,008,200,271	\$ 139,907,546	\$ 1,125,000,000	\$750,000,000	\$ 6,023,107,817
Obligated	\$ 989,258,000	\$ 6,000,000	\$ 685,415,000	\$0	\$ 1,680,673,000
Remaining Allocation	\$ 3,018,942,271	\$ 133,907,546	\$ 439,585,000	\$750,000,000	\$ 4,342,434,817
<b>Remaining Authority</b>	\$ 3,018,942,271	\$ 133,907,546	\$ 439,585,000	\$750,000,000	\$ 4,342,434,817
<b>Surplus/Deficiency of funds</b>	<b>\$ 1,207,879,271</b>	<b>\$ 133,907,546</b>	<b>\$ (408,902,000)</b>	<b>-\$250,000,000</b>	<b>\$ 682,884,817</b>

Applications	#	\$	#	\$	#	\$	#	\$	#	\$
On Hand for FY2019	67	\$ 2,800,321,000	2	\$ 6,000,000	30	\$ 1,533,902,000	2	\$ 1,000,000,000	101	\$ 5,340,223,000
Approved	40	\$ 1,182,400,000	2	\$ 6,000,000	22	\$ 771,103,000	0	\$ -	64	\$ 1,959,503,000
Remaining for FY2019	27	\$ 1,617,921,000	0	\$ -	8	\$ 762,799,000	2	\$ 1,000,000,000	37	\$ 3,380,720,000

### Appropriations and Applications





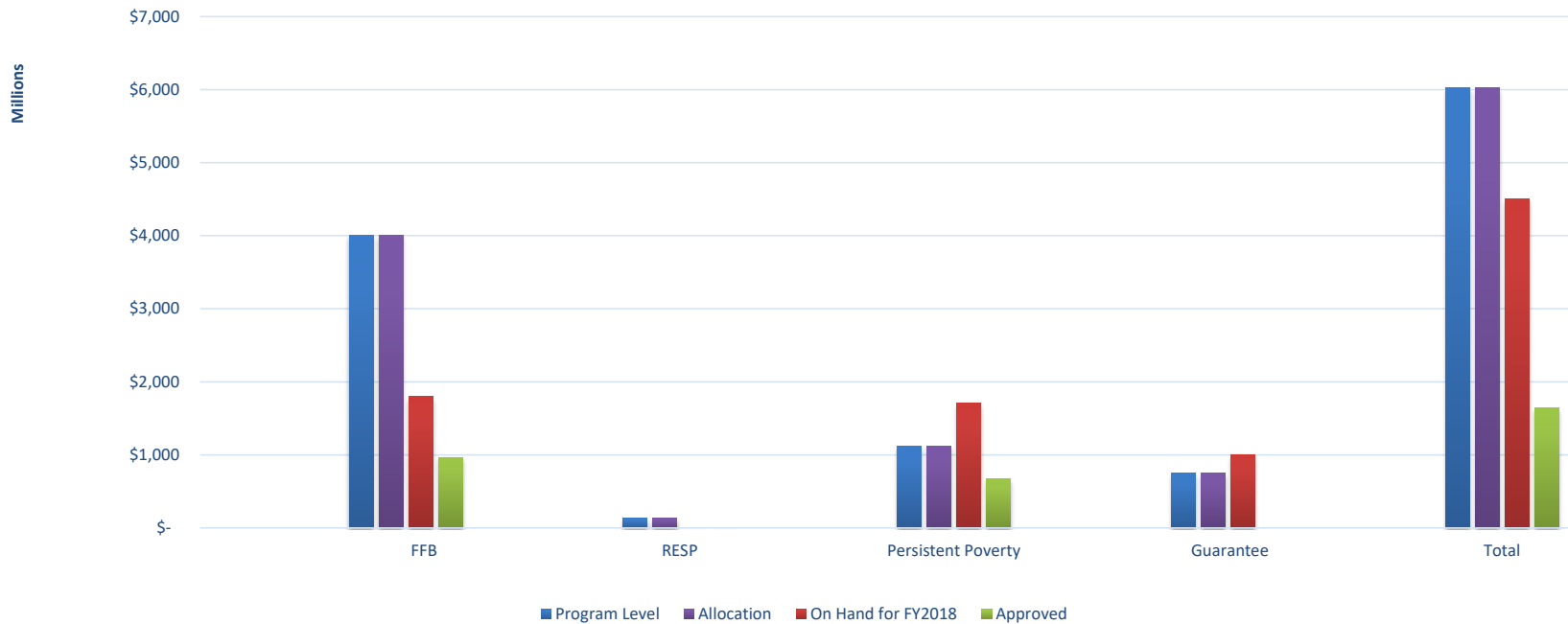
## Fiscal Year 2019 Loans and Appropriations

Appropriations	FFB	RESP	Persistent Poverty	Guarantee	Total
<b>Program Level</b>	\$ 4,008,200,271	\$ 139,907,546	\$ 1,125,000,000	\$750,000,000	\$ 6,023,107,817
Allocation	\$ 4,008,200,271	\$ 139,907,546	\$ 1,125,000,000	\$750,000,000	\$ 6,023,107,817
Obligated	\$ 937,508,000	\$ 6,000,000	\$ 668,717,000	\$0	\$ 1,612,225,000
Remaining Allocation	\$ 3,070,692,271	\$ 133,907,546	\$ 456,283,000	\$750,000,000	\$ 4,410,882,817
<b>Remaining Authority</b>	\$ 3,070,692,271	\$ 133,907,546	\$ 456,283,000	\$750,000,000	\$ 4,410,882,817
<b>Surplus/Deficiency of funds</b>	<b>\$ 2,209,425,271</b>	<b>\$ 132,907,546</b>	<b>\$ (579,406,000)</b>	<b>-\$250,000,000</b>	<b>\$ 1,512,926,817</b>

Applications	#	\$	#	\$	#	\$	#	\$	#	\$
On Hand for FY2018	55	\$ 1,798,775,000	3	\$ 7,000,000	28	\$ 1,704,406,000	2	\$ 1,000,000,000	88	\$ 4,510,181,000
Approved	32	\$ 967,508,000	2	\$ 6,000,000	18	\$ 668,717,000	0	\$ -	52	\$ 1,642,225,000
Remaining for FY2018	23	\$ 831,267,000	1	\$ 1,000,000	10	\$ 1,035,689,000	2	\$ 1,000,000,000	36	\$ 2,867,956,000

### Appropriations and Applications

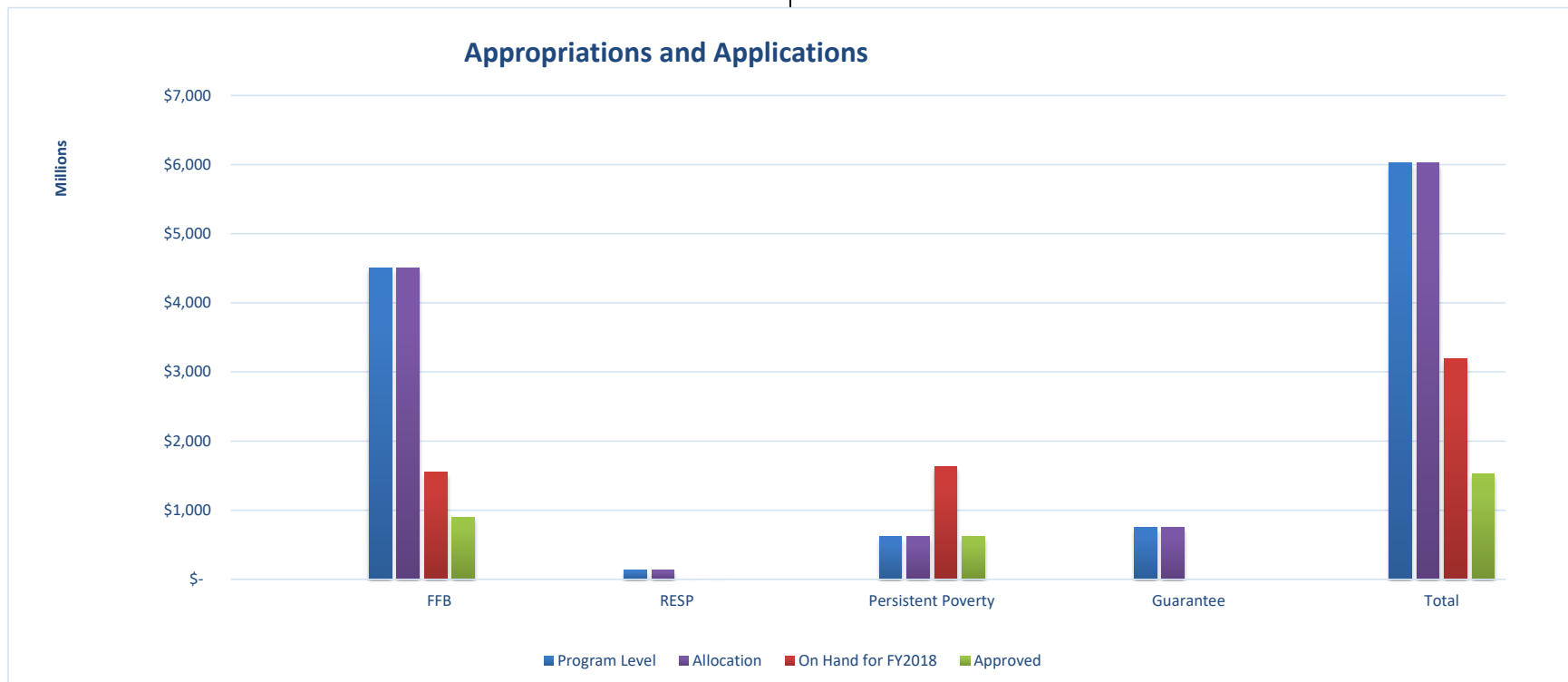


## Fiscal Year 2019 Loans and Appropriations

Appropriations	FFB	RESP	Persistent Poverty	Guarantee	Total
<b>Program Level</b>	\$ 4,508,200,271	\$ 139,907,546	\$ 625,000,000	\$750,000,000	\$ 6,023,107,817
Allocation	\$ 4,508,200,271	\$ 139,907,546	\$ 625,000,000	\$750,000,000	\$ 6,023,107,817
Obligated	\$ 875,938,000	\$ 6,000,000	\$ 585,930,000	\$0	\$ 1,467,868,000
Remaining Allocation	\$ 3,632,262,271	\$ 133,907,546	\$ 39,070,000	\$750,000,000	\$ 4,555,239,817
<b>Remaining Authority</b>	\$ 3,632,262,271	\$ 133,907,546	\$ 39,070,000	\$750,000,000	\$ 4,555,239,817
<b>Surplus/Deficiency of funds</b>	<b>\$ 2,961,007,271</b>	<b>\$ 132,757,546</b>	<b>\$ (1,009,581,000)</b>	<b>\$750,000,000</b>	<b>\$ 2,834,183,817</b>

Applications	#	\$	#	\$	#	\$	#	\$	#	\$
On Hand for FY2018	48	\$ 1,547,193,000	4	\$ 7,150,000	24	\$ 1,634,581,000	0	\$ -	76	\$ 3,188,924,000
Approved	28	\$ 899,510,000	2	\$ 6,000,000	15	\$ 623,978,000	0	\$ -	45	\$ 1,529,488,000
Remaining for FY2018	20	\$ 647,683,000	2	\$ 1,150,000	9	\$ 1,010,603,000	0	\$ -	31	\$ 1,659,436,000

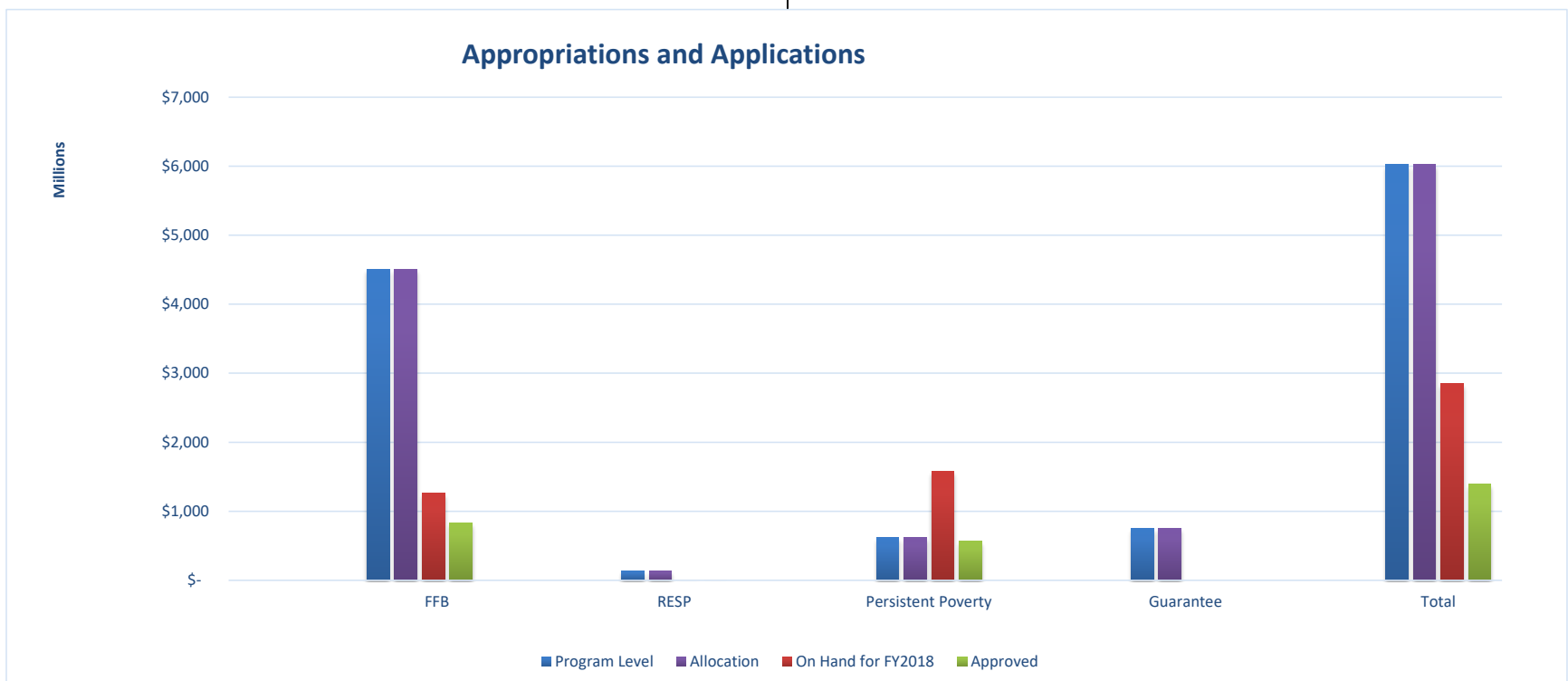


## Fiscal Year 2019 Loans and Appropriations

Appropriations	FFB	RESP	Persistent Poverty	Guarantee	Total
<b>Program Level</b>	\$ 4,508,200,271	\$ 139,907,546	\$ 625,000,000	\$750,000,000	\$ 6,023,107,817
Allocation	\$ 4,508,200,271	\$ 139,907,546	\$ 625,000,000	\$750,000,000	\$ 6,023,107,817
Obligated	\$ 831,647,000	\$ 5,000,000	\$ 561,562,000	\$0	\$ 1,398,209,000
Remaining Allocation	\$ 3,676,553,271	\$ 134,907,546	\$ 63,438,000	\$750,000,000	\$ 4,624,898,817
<b>Remaining Authority</b>	\$ 3,676,553,271	\$ 134,907,546	\$ 63,438,000	\$750,000,000	\$ 4,624,898,817
<b>Surplus/Deficiency of funds</b>	<b>\$ 3,241,485,271</b>	<b>\$ 132,757,546</b>	<b>\$ (947,487,000)</b>	<b>\$750,000,000</b>	<b>\$ 3,176,755,817</b>

Applications	#	\$	#	\$	#	\$	#	\$		
On Hand for FY2018	38	\$ 1,266,715,000	4	\$ 7,150,000	22	\$ 1,572,487,000	0	\$ -	64	\$ 2,846,352,000
Approved	21	\$ 831,647,000	1	\$ 5,000,000	12	\$ 561,562,000	0	\$ -	34	\$ 1,398,209,000
Remaining for FY2018	17	\$ 435,068,000	3	\$ 2,150,000	10	\$ 1,010,925,000	0	\$ -	30	\$ 1,448,143,000



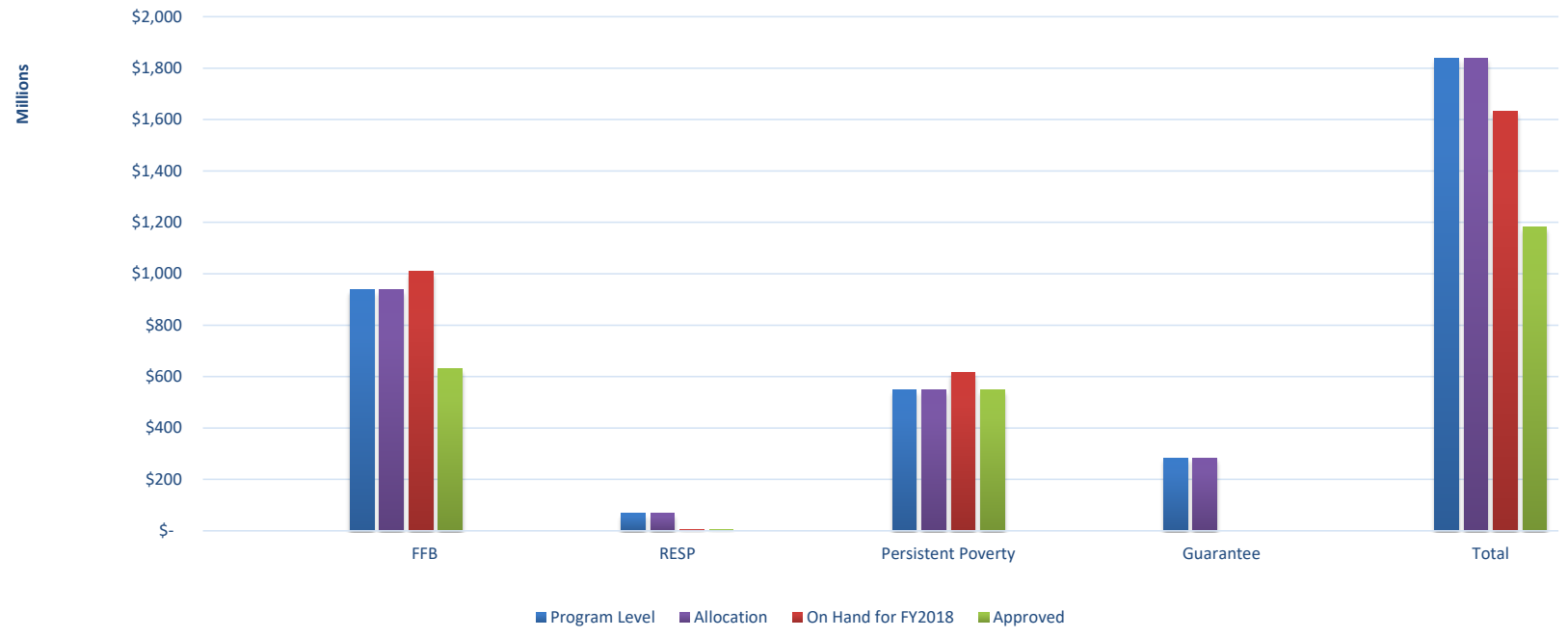
## Fiscal Year 2019 Loans and Appropriations

Appropriations	FFB		RESP		Persistent Poverty		Guarantee		Total	
<b>Program Level</b>	\$	936,596,909	\$	68,631,709	\$	549,293,362	\$	283,575,000	\$	1,838,096,980
Allocation	\$	936,596,909	\$	68,631,709	\$	549,293,362	\$	283,575,000	\$	1,838,096,980
Obligated	\$	630,282,000	\$	5,000,000	\$	481,996,000	\$	\$0	\$	1,117,278,000
Remaining Allocation	\$	306,314,909	\$	63,631,709	\$	67,297,362	\$	283,575,000	\$	720,818,980
<b>Remaining Authority</b>	\$	306,314,909	\$	63,631,709	\$	67,297,362	\$	283,575,000	\$	720,818,980
<b>Surplus/Deficiency of funds</b>	<b>\$</b>	<b>(72,815,091)</b>	<b>\$</b>	<b>61,981,709</b>	<b>\$</b>	<b>(66,328,638)</b>	<b>\$</b>	<b>283,575,000</b>	<b>\$</b>	<b>206,412,980</b>

Applications	#	\$	#	\$	#	\$	#	\$	#	\$
On Hand for FY2018	31	\$ 1,009,412,000	4	\$ 6,650,000	15	\$ 615,622,000	0	\$ -	50	\$ 1,631,684,000
Approved	16	\$ 630,282,000	1	\$ 5,000,000	10	\$ 547,996,000	0	\$ -	27	\$ 1,183,278,000
Remaining for FY2018	15	\$ 379,130,000	3	\$ 1,650,000	5	\$ 67,626,000	0	\$ -	23	\$ 448,406,000

### Appropriations and Applications



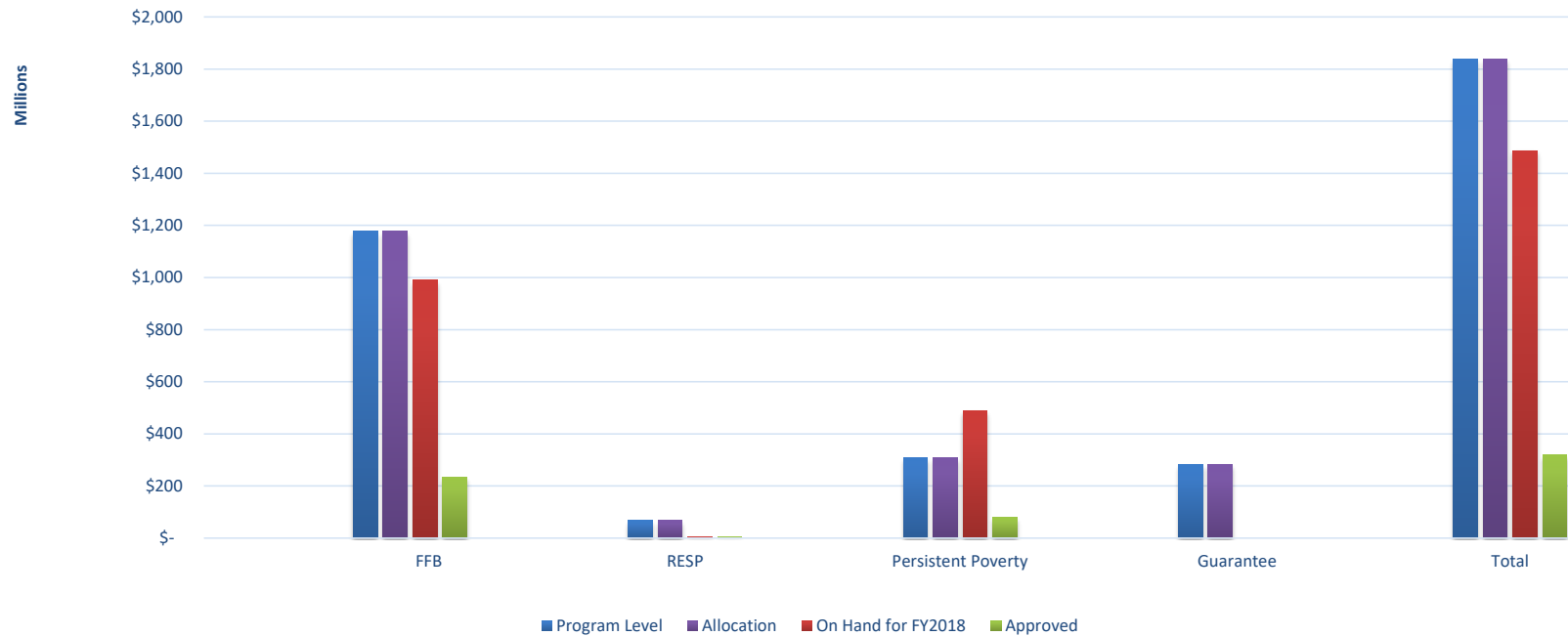
## Fiscal Year 2019 Loans and Appropriations

Appropriations	FFB	RESP	Persistent Poverty	Guarantee	Total
<b>Program Level</b>	\$ 1,176,596,909	\$ 68,631,709	\$ 309,293,362	\$283,575,000	\$ 1,838,096,980
Allocation	\$ 1,176,596,909	\$ 68,631,709	\$ 309,293,362	\$283,575,000	\$ 1,838,096,980
Obligated	\$ 144,969,000	\$ 5,000,000	\$ 79,283,000	\$0	\$ 229,252,000
Remaining Allocation	\$ 1,031,627,909	\$ 63,631,709	\$ 230,010,362	\$283,575,000	\$ 1,608,844,980
<b>Remaining Authority</b>	\$ 1,031,627,909	\$ 63,631,709	\$ 230,010,362	\$283,575,000	\$ 1,608,844,980
<b>Surplus/Deficiency of funds</b>	<b>\$ 185,988,909</b>	<b>\$ 61,981,709</b>	<b>\$ (179,948,638)</b>	<b>\$283,575,000</b>	<b>\$ 351,596,980</b>

Applications	#	\$	#	\$	#	\$	#	\$	#	\$
On Hand for FY2018	29	\$ 990,608,000	4	\$ 6,650,000	9	\$ 489,242,000	0	\$ -	42	\$ 1,486,500,000
Approved	11	\$ 233,817,000	1	\$ 5,000,000	4	\$ 79,283,000	0	\$ -	16	\$ 318,100,000
Remaining for FY2018	18	\$ 756,791,000	3	\$ 1,650,000	5	\$ 409,959,000	0	\$ -	26	\$ 1,168,400,000

### Appropriations and Applications

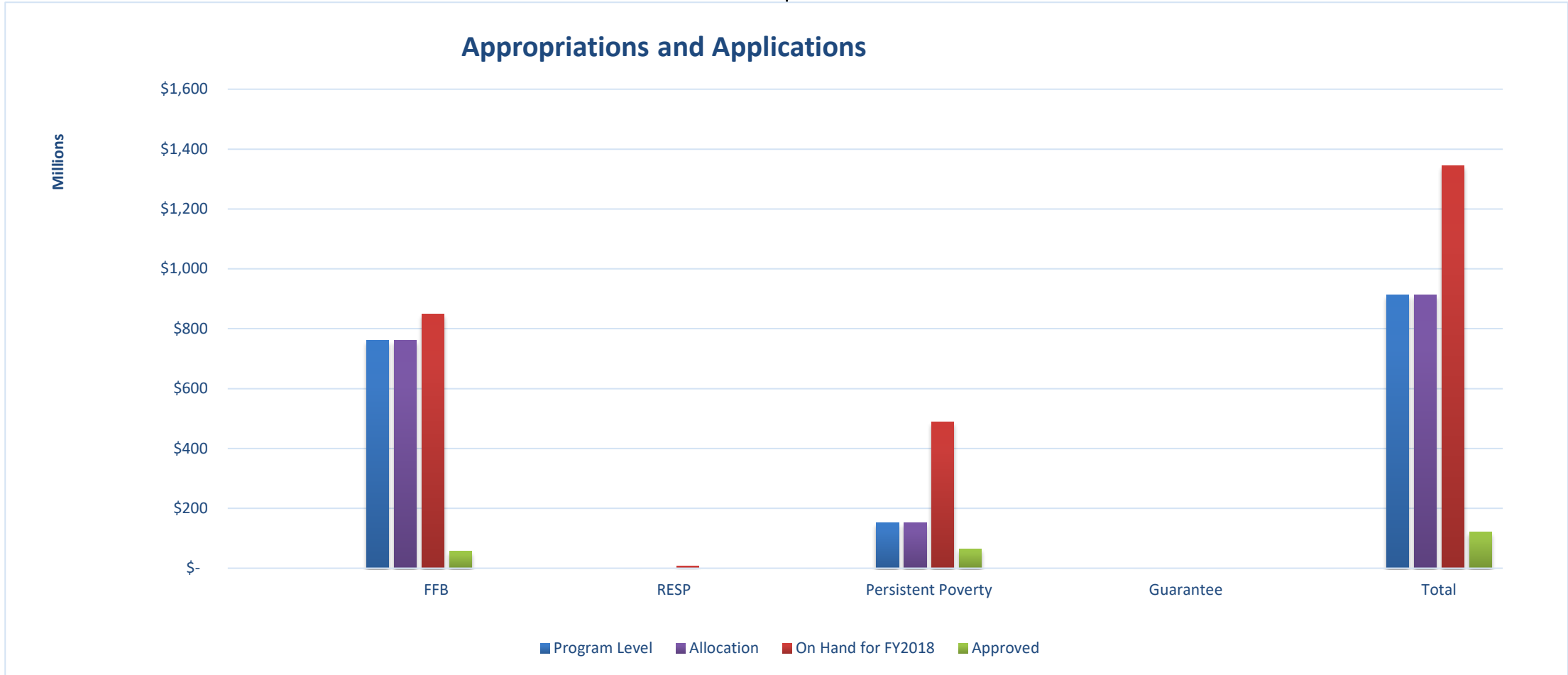


## Fiscal Year 2018 Loans and Appropriations

Appropriations	FFB		RESP		Persistent Poverty		Guarantee		Total	
Program Level	\$	760,472,874	\$	-	\$	152,397,126	\$	0	\$	912,870,000
Allocation	\$	760,472,874	\$	-	\$	152,397,126	\$	0	\$	912,870,000
Obligated	\$	56,616,000	\$	-	\$	65,180,000	\$	0	\$	121,796,000
Remaining Allocation	\$	703,856,874	\$	-	\$	87,217,126	\$	0	\$	791,074,000
Remaining Authority	\$	703,856,874	\$	-	\$	87,217,126	\$	0	\$	791,074,000
Surplus/Deficiency of funds	\$	(88,873,126)	\$	(6,150,000)	\$	(336,844,874)	\$	0	\$	(431,868,000)

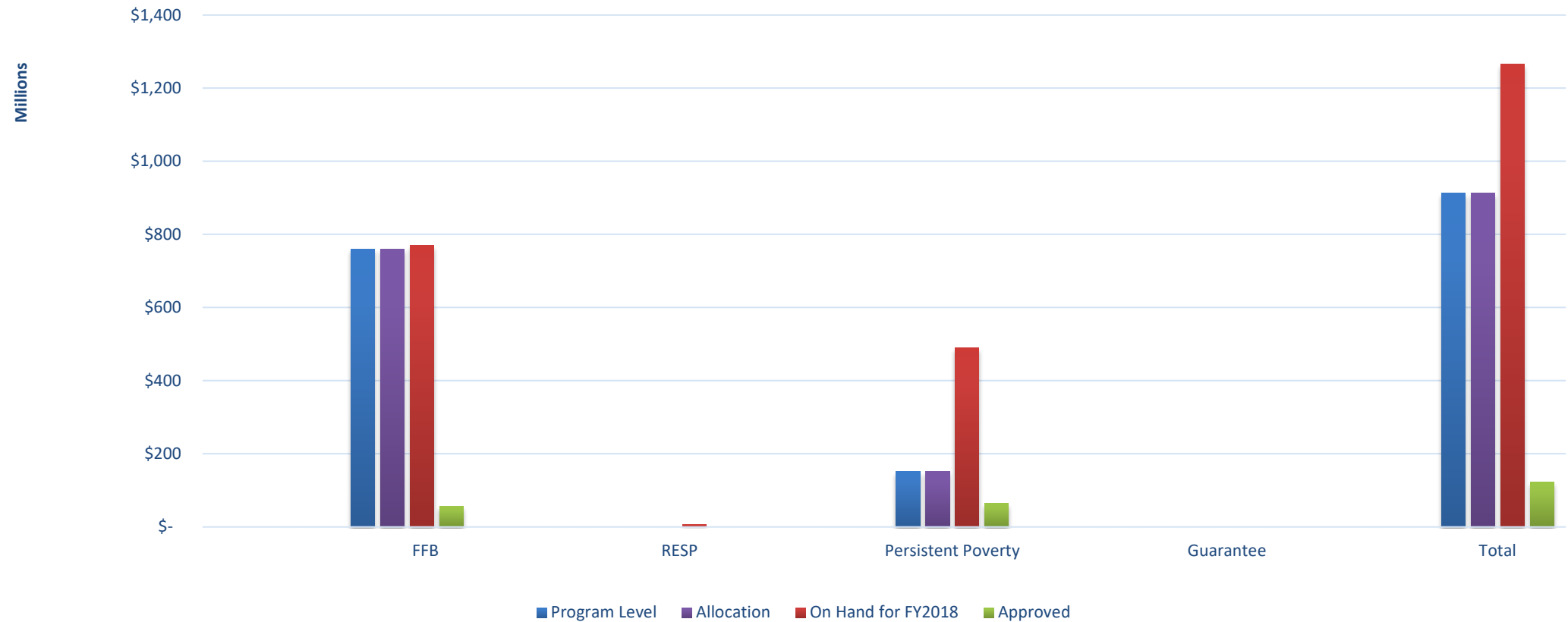
Applications	#	\$	#	\$	#	\$	#	\$	#	\$
On Hand for FY2018	23	\$ 849,346,000	3	\$ 6,150,000	9	\$ 489,242,000	0	\$ -	35	\$ 1,344,738,000
Approved	4	\$ 56,616,000	0	\$ -	3	\$ 65,180,000	0	\$ -	7	\$ 121,796,000
Remaining for FY2018	19	\$ 792,730,000	3	\$ 6,150,000	6	\$ 424,062,000	0	\$ -	28	\$ 1,222,942,000



## Fiscal Year 2019 Loans and Appropriations

Appropriations	FFB		RESP		Persistent Poverty		Guarantee		Total	
<b>Program Level</b>	\$	760,472,874	\$	-	\$	152,397,126	\$	0	\$	912,870,000
Allocation	\$	760,472,874	\$	-	\$	152,397,126	\$	0	\$	912,870,000
Obligated	\$	56,616,000	\$	-	\$	65,180,000	\$	0	\$	121,796,000
Remaining Allocation	\$	703,856,874	\$	-	\$	87,217,126	\$	0	\$	791,074,000
<b>Remaining Authority</b>	\$	703,856,874	\$	-	\$	87,217,126	\$	0	\$	791,074,000
<b>Surplus/Deficiency of funds</b>	<b>\$</b>	<b>(10,148,126)</b>	<b>\$</b>	<b>(6,150,000)</b>	<b>\$</b>	<b>(336,844,874)</b>	<b>\$</b>	<b>0</b>	<b>\$</b>	<b>(353,143,000)</b>
Applications	#	\$	#	\$	#	\$	#	\$	#	\$
On Hand for FY2018	20	\$ 770,621,000	3	\$ 6,150,000	9	\$ 489,242,000	0	\$ -	32	\$ 1,266,013,000
Approved	4	\$ 56,616,000	0	\$ -	3	\$ 65,180,000	0	\$ -	7	\$ 121,796,000
Remaining for FY2018	16	\$ 714,005,000	3	\$ 6,150,000	6	\$ 424,062,000	0	\$ -	25	\$ 1,144,217,000

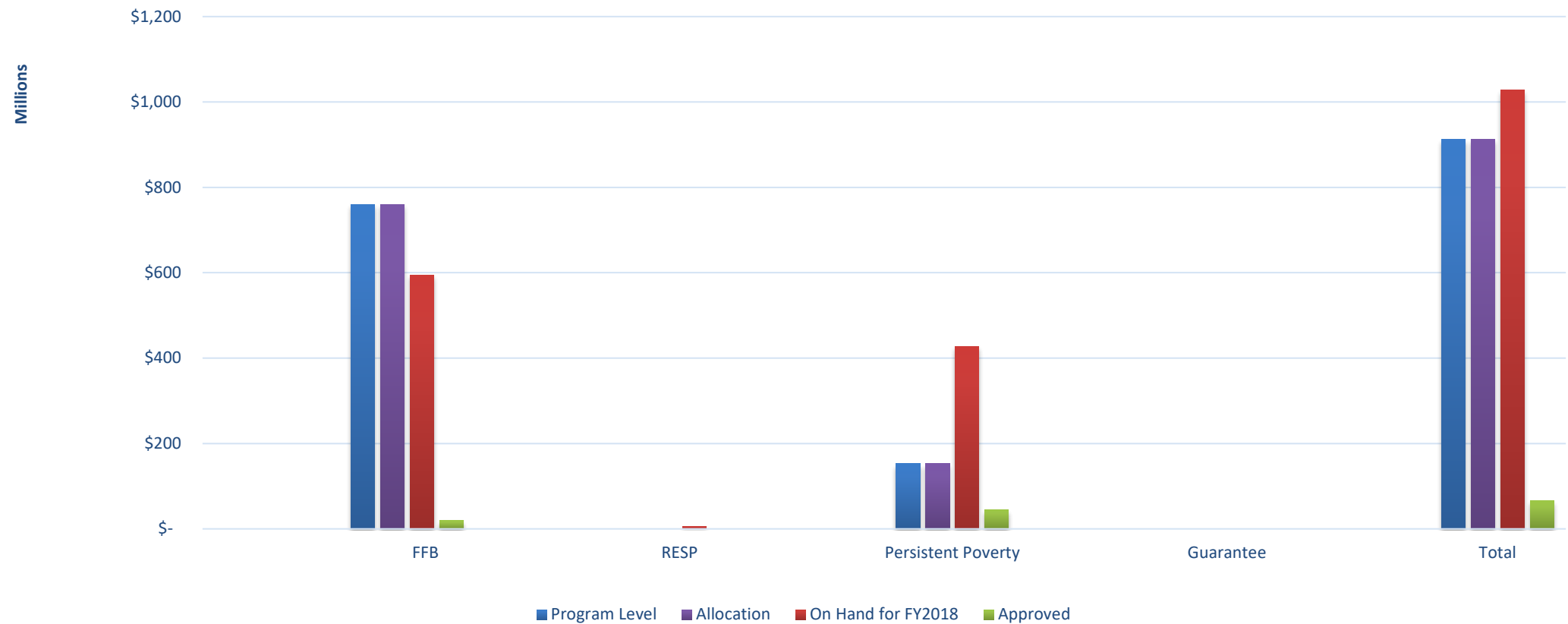
### Appropriations and Applications



## Fiscal Year 2018 Loans and Appropriations

Appropriations	FFB		RESP		Persistent Poverty		Guarantee		Total	
<b>Program Level</b>	\$	760,472,874	\$	-	\$	152,397,126	\$	0	\$	912,870,000
Allocation	\$	760,472,874	\$	-	\$	152,397,126	\$	0	\$	912,870,000
Obligated	\$	20,100,000	\$	-	\$	45,180,000	\$	0	\$	65,280,000
Remaining Allocation	\$	740,372,874	\$	-	\$	107,217,126	\$	0	\$	847,590,000
<b>Remaining Authority</b>	\$	740,372,874	\$	-	\$	107,217,126	\$	0	\$	847,590,000
<b>Surplus/Deficiency of funds</b>	\$	<b>165,755,874</b>	\$	<b>(6,150,000)</b>	\$	<b>(275,227,874)</b>	\$	<b>0</b>	\$	<b>(115,622,000)</b>
Applications	#	\$	#	\$	#	\$	#	\$	#	\$
On Hand for FY2018	14	\$ 594,717,000	3	\$ 6,150,000	7	\$ 427,625,000	0	\$ -	24	\$ 1,028,492,000
Approved	1	\$ 20,100,000	0	\$ -	2	\$ 45,180,000	0	\$ -	3	\$ 65,280,000
Remaining for FY2018	13	\$ 574,617,000	3	\$ 6,150,000	5	\$ 382,445,000	0	\$ -	21	\$ 963,212,000

### Appropriations and Applications





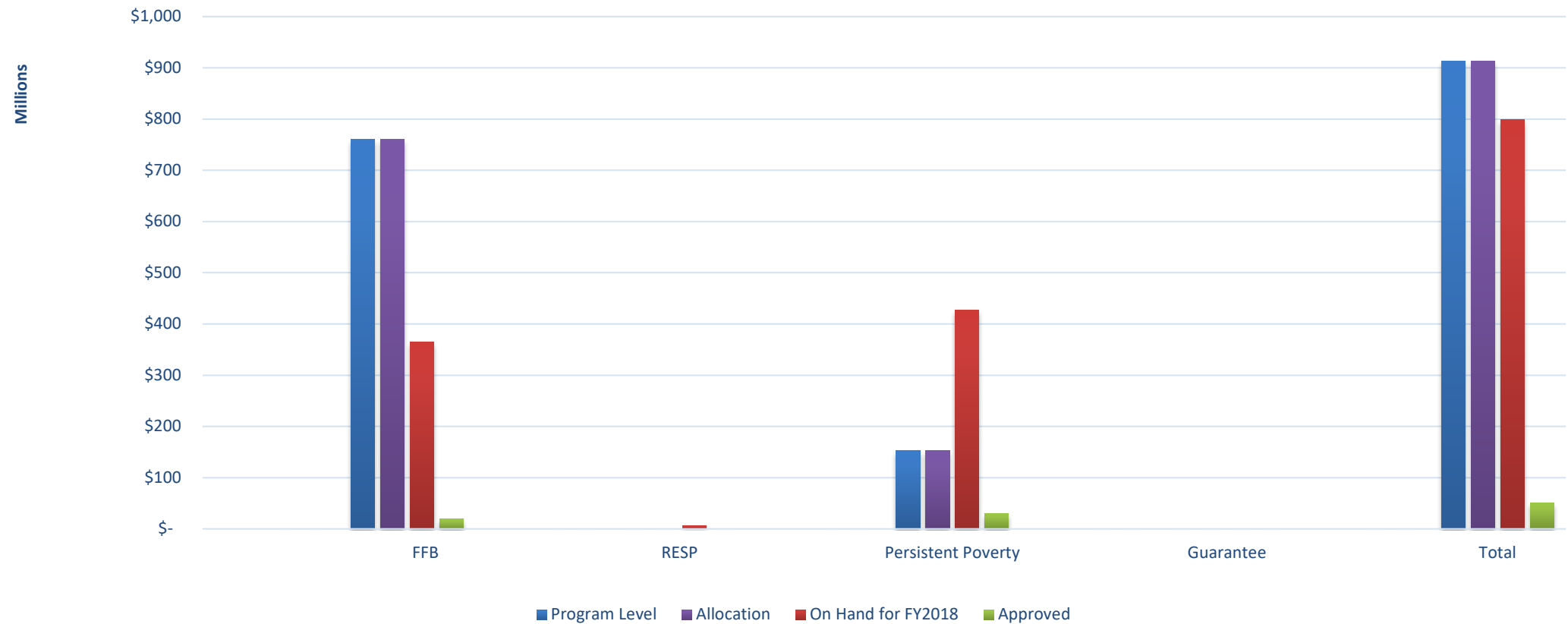
## Fiscal Year 2018 Loans and Appropriations

Appropriations	FFB		RESP		Persistent Poverty		Guarantee		Total	
Program Level	\$	760,472,874	\$	-	\$	152,397,126	\$	0	\$	912,870,000
Allocation	\$	760,472,874	\$	-	\$	152,397,126	\$	0	\$	912,870,000
Obligated	\$	-	\$	-	\$	-	\$	0	\$	-
Remaining Allocation	\$	760,472,874	\$	-	\$	152,397,126	\$	0	\$	912,870,000
<b>Remaining Authority</b>	\$	<b>760,472,874</b>	\$	<b>-</b>	\$	<b>152,397,126</b>	\$	<b>0</b>	\$	<b>912,870,000</b>
<b>Surplus/Deficiency of funds</b>	\$	<b>396,003,874</b>	\$	<b>(6,150,000)</b>	\$	<b>(275,227,874)</b>	\$	<b>0</b>	\$	<b>114,626,000</b>

Applications	#	\$	#	\$	#	\$	#	\$	#	\$
On Hand for FY2018	7	\$ 364,469,000	3	\$ 6,150,000	7	\$ 427,625,000	0	\$ -	17	\$ 798,244,000
Approved	1	\$ 20,100,000	0	\$ -	1	\$ 30,338,000	0	\$ -	2	\$ 50,438,000
Remaining for FY2018	6	\$ 344,369,000	3	\$ 6,150,000	6	\$ 397,287,000	0	\$ -	15	\$ 747,806,000

### Appropriations and Applications



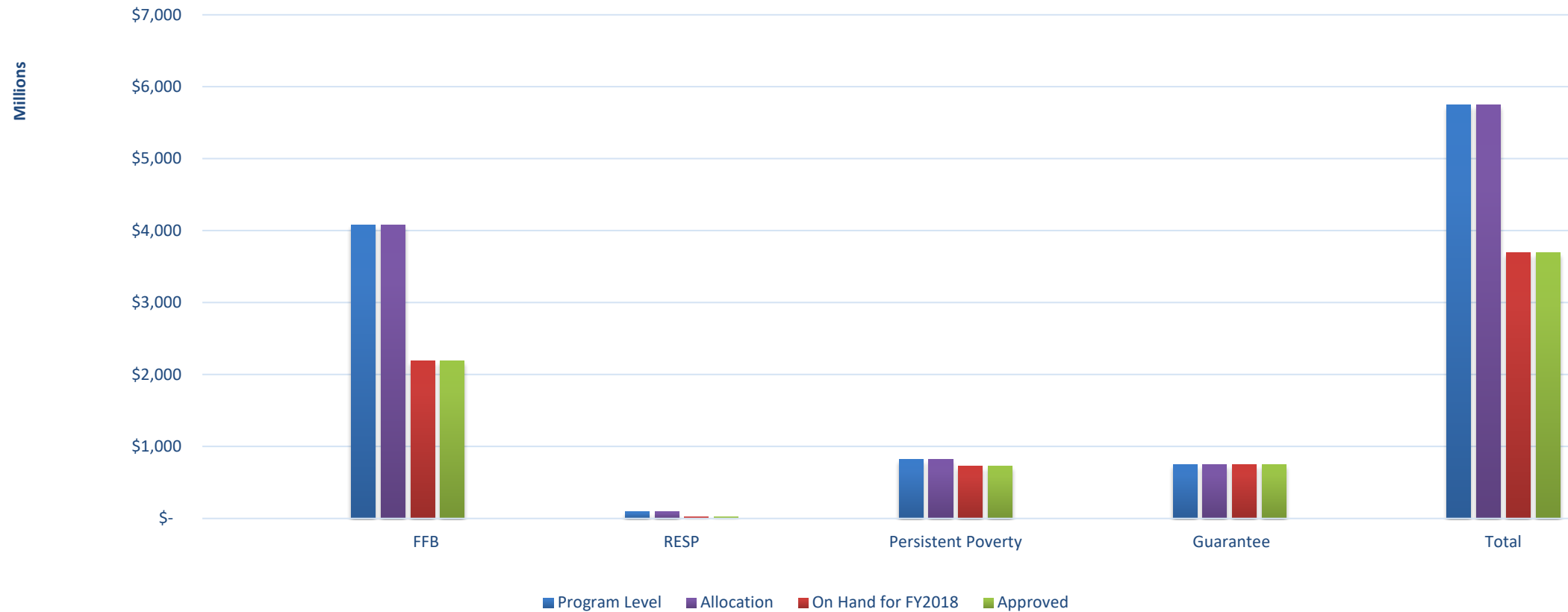
## Fiscal Year 2018 Loans and Appropriations

Appropriations	FFB	RESP	Persistent Poverty	Guarantee	Total
<b>Program Level</b>	\$ 4,081,980,000	\$ 93,735,774	\$ 818,020,000	\$750,000,000	\$ 5,743,735,774
Allocation	\$ 4,081,980,000	\$ 93,735,774	\$ 818,020,000	\$750,000,000	\$ 5,743,735,774
Obligated	\$ 2,192,478,000	\$ 21,500,000	\$ 732,595,000	\$750,000,000	\$ 3,696,573,000
Remaining Allocation	\$ 1,889,502,000	\$ 72,235,774	\$ 85,425,000	\$0	\$ 2,047,162,774
<b>Remaining Authority</b>	\$ 1,889,502,000	\$ 72,235,774	\$ 85,425,000	\$0	\$ 2,047,162,774
<b>Surplus/Deficiency of funds</b>	<b>\$ 1,889,502,000</b>	<b>\$ 72,235,774</b>	<b>\$ 85,425,000</b>	<b>\$0</b>	<b>\$ 2,047,162,774</b>

Applications	#	\$	#	\$	#	\$	#	\$	#	\$
On Hand for FY2018	94	\$ 2,192,478,000	4	\$ 21,500,000	20	\$ 732,595,000	1	\$ 750,000,000	119	\$ 3,696,573,000
Approved	94	\$ 2,192,478,000	4	\$ 21,500,000	20	\$ 732,595,000	1	\$ 750,000,000	119	\$ 3,696,573,000
Remaining for FY2018		\$ -	0	\$ -	0	\$ -	0	\$ -	-	\$ -

### Appropriations and Applications



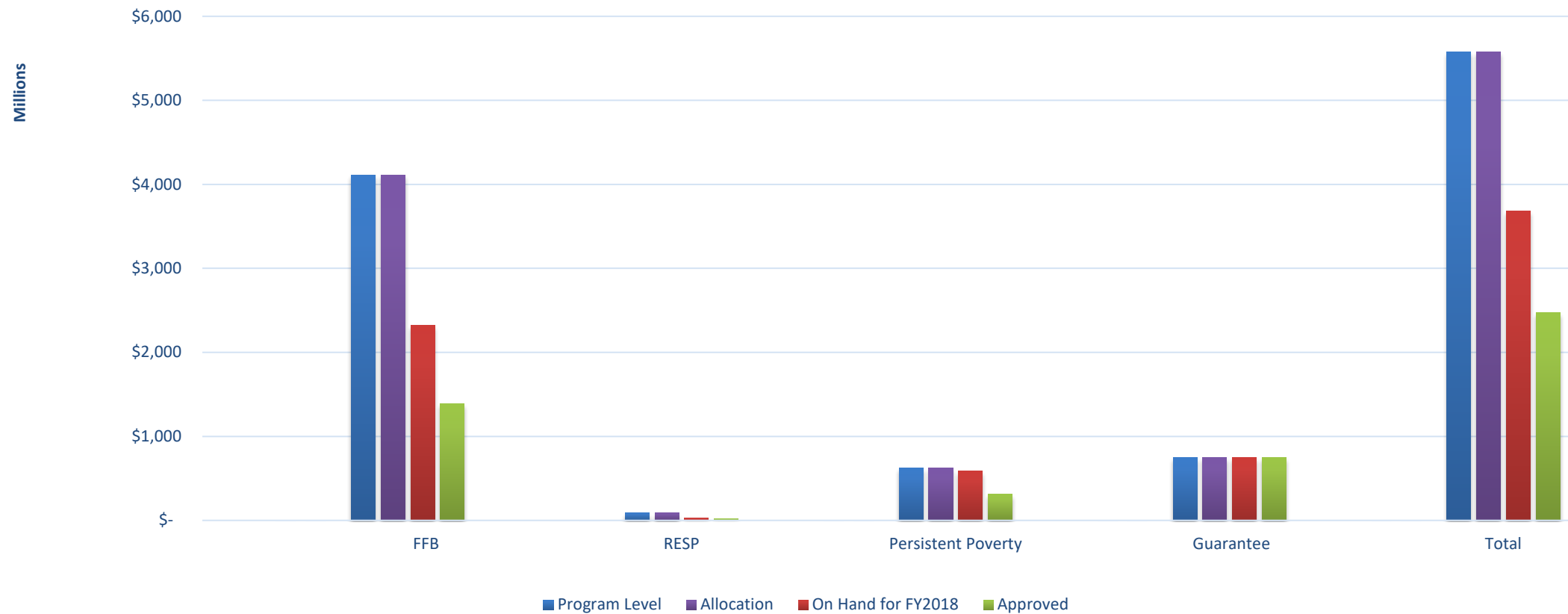
## Fiscal Year 2018 Loans and Appropriations

Appropriations	FFB		RESP		Persistent Poverty		Guarantee		Total	
<b>Program Level</b>	\$	4,111,831,260	\$	93,735,774	\$	625,020,000	\$	750,000,000	\$	5,580,587,034
Allocation	\$	4,111,831,260	\$	93,735,774	\$	625,020,000	\$	750,000,000	\$	5,580,587,034
Obligated	\$	1,339,211,000	\$	9,500,000	\$	177,681,000	\$	750,000,000	\$	2,276,392,000
Remaining Allocation	\$	2,772,620,260	\$	84,235,774	\$	447,339,000	\$	\$0	\$	3,304,195,034
<b>Remaining Authority</b>	\$	2,772,620,260	\$	84,235,774	\$	447,339,000	\$	\$0	\$	3,304,195,034
<b>Surplus/Deficiency of funds</b>	\$	<b>1,788,774,260</b>	\$	<b>66,885,774</b>	\$	<b>38,881,000</b>	\$	<b>\$0</b>	\$	<b>1,894,541,034</b>

Applications	#	\$	#	\$	#	\$	#	\$	#	\$
On Hand for FY2018	97	\$ 2,323,057,000	7	\$ 26,850,000	17	\$ 586,139,000	1	\$ 750,000,000	122	\$ 3,686,046,000
Approved	69	\$ 1,387,361,000	3	\$ 20,500,000	11	\$ 312,620,000	1	\$ 750,000,000	84	\$ 2,470,481,000
Remaining for FY2018	28	\$ 935,696,000	4	\$ 6,350,000	6	\$ 273,519,000	0	\$ -	38	\$ 1,215,565,000

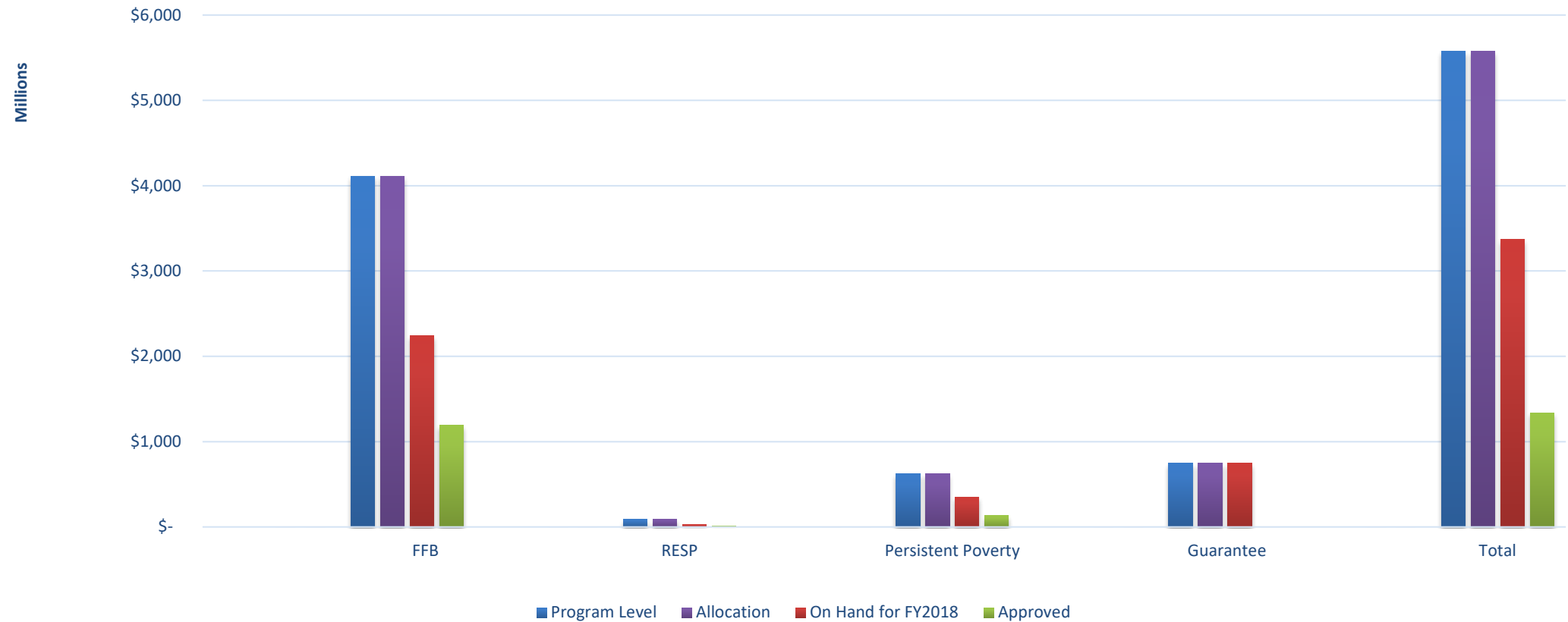
### Appropriations and Applications



## Fiscal Year 2018 Loans and Appropriations

Appropriations	FFB		RESP		Persistent Poverty		Guarantee		Total	
<b>Program Level</b>	\$	4,111,831,260	\$	93,735,774	\$	625,020,000	\$	750,000,000	\$	5,580,587,034
Allocation	\$	4,111,831,260	\$	93,735,774	\$	625,020,000	\$	750,000,000	\$	5,580,587,034
Obligated	\$	1,145,472,000	\$	8,000,000	\$	125,512,000	\$	\$0	\$	1,278,984,000
Remaining Allocation	\$	2,966,359,260	\$	85,735,774	\$	499,508,000	\$	750,000,000	\$	4,301,603,034
<b>Remaining Authority</b>	\$	2,966,359,260	\$	85,735,774	\$	499,508,000	\$	750,000,000	\$	4,301,603,034
<b>Surplus/Deficiency of funds</b>	\$	<b>1,867,816,260</b>	\$	<b>67,235,774</b>	\$	<b>272,226,000</b>	\$	<b>\$0</b>	\$	<b>2,207,278,034</b>
Applications	#	\$	#	\$	#	\$	#	\$	#	\$
On Hand for FY2018	90	\$ 2,244,015,000	5	\$ 26,500,000	13	\$ 352,794,000	1	\$ 750,000,000	109	\$ 3,373,309,000
Approved	60	\$ 1,195,472,000	2	\$ 9,500,000	8	\$ 133,681,000	0	\$ -	70	\$ 1,338,653,000
Remaining for FY2018	30	\$ 1,048,543,000	3	\$ 17,000,000	5	\$ 219,113,000	1	\$ 750,000,000	39	\$ 2,034,656,000

### Appropriations and Applications



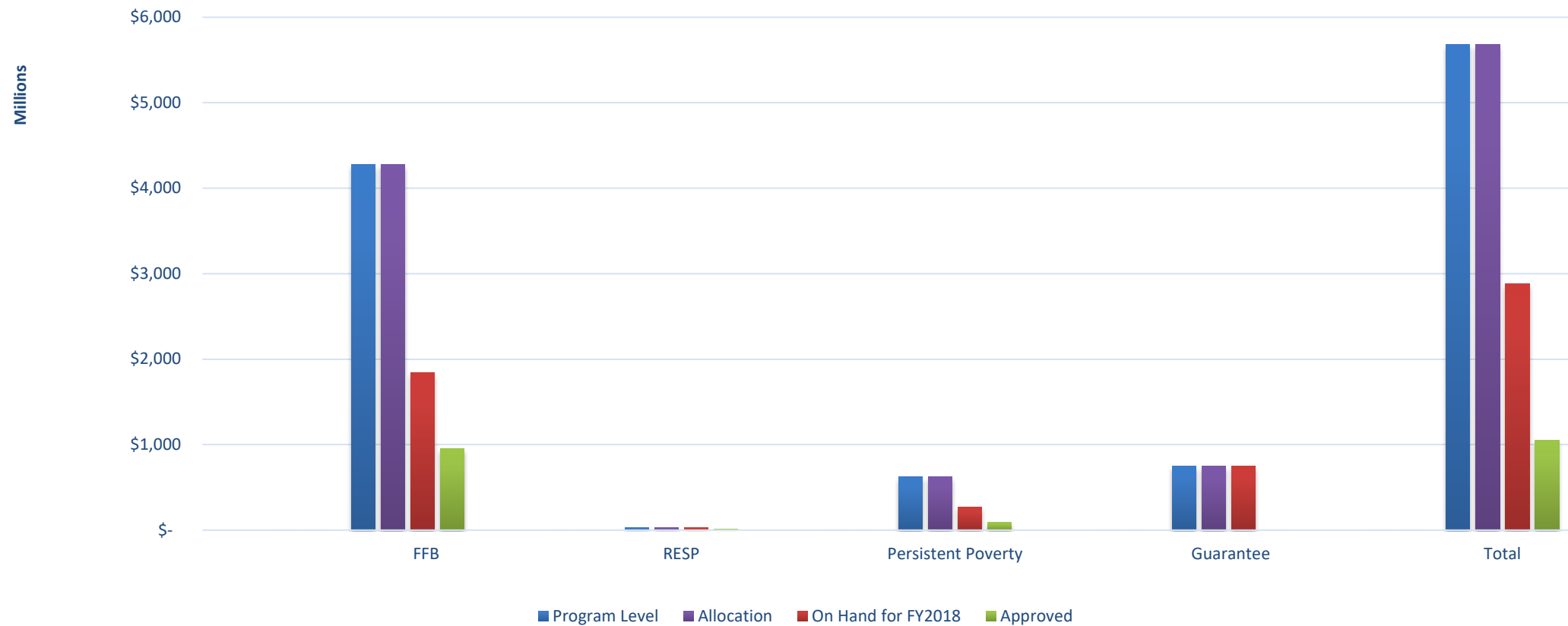
## Fiscal Year 2018 Loans and Appropriations

Appropriations	FFB		RESP		Persistent Poverty		Guarantee		Total	
<b>Program Level</b>	\$	4,274,980,000	\$	33,720,771	\$	625,020,000	\$	750,000,000	\$	5,683,720,771
Allocation	\$	4,274,980,000	\$	33,720,771	\$	625,020,000	\$	750,000,000	\$	5,683,720,771
Obligated	\$	917,520,000	\$	8,000,000	\$	89,300,000	\$	\$0	\$	1,014,820,000
Remaining Allocation	\$	3,357,460,000	\$	25,720,771	\$	535,720,000	\$	750,000,000	\$	4,668,900,771
<b>Remaining Authority</b>	\$	3,357,460,000	\$	25,720,771	\$	535,720,000	\$	750,000,000	\$	4,668,900,771
<b>Surplus/Deficiency of funds</b>	\$	<b>2,436,949,220</b>	\$	<b>8,220,771</b>	\$	<b>354,394,000</b>	\$	<b>\$0</b>	\$	<b>2,799,563,991</b>

Applications	#	\$	#	\$	#	\$	#	\$	#	\$
On Hand for FY2018	77	\$ 1,838,030,780	4	\$ 25,500,000	9	\$ 270,626,000	1	\$ 750,000,000	91	\$ 2,884,156,780
Approved	50	\$ 957,836,000	1	\$ 8,000,000	6	\$ 89,300,000	0	\$ -	57	\$ 1,055,136,000
Remaining for FY2018	27	\$ 880,194,780	3	\$ 17,500,000	3	\$ 181,326,000	1	\$ 750,000,000	34	\$ 1,829,020,780

### Appropriations and Applications

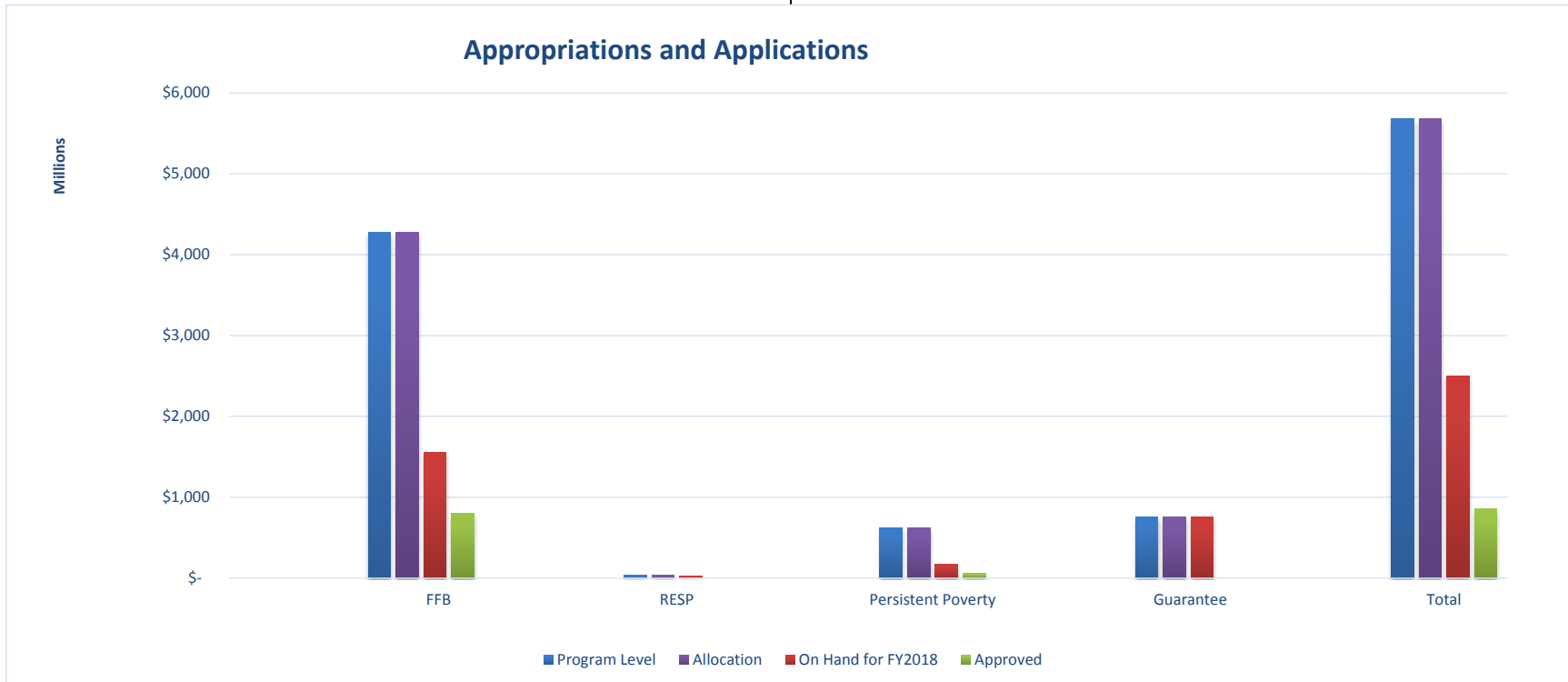


## Fiscal Year 2018 Loans and Appropriations

Appropriations	FFB	RESP	Persistent Poverty	Guarantee	Total
Program Level	\$ 4,274,980,000	\$ 33,720,771	\$ 625,020,000	\$750,000,000	\$ 5,683,720,771
Allocation	\$ 4,274,980,000	\$ 33,720,771	\$ 625,020,000	\$750,000,000	\$ 5,683,720,771
Obligated	\$ 792,606,000	\$ -	\$ 57,674,000	\$0	\$ 850,280,000
Remaining Allocation	\$ 3,482,374,000	\$ 33,720,771	\$ 567,346,000	\$750,000,000	\$ 4,833,440,771
Remaining Authority	\$ 3,482,374,000	\$ 33,720,771	\$ 567,346,000	\$750,000,000	\$ 4,833,440,771
Surplus/Deficiency of funds	<b>\$ 2,716,532,000</b>	<b>\$ 11,720,771</b>	<b>\$ 457,307,000</b>	<b>\$0</b>	<b>\$ 3,185,559,771</b>

Applications	#	\$	#	\$	#	\$	#	\$	#	\$
On Hand for FY2018	65	\$ 1,558,448,000	3	\$ 22,000,000	7	\$ 167,713,000	1	\$ 750,000,000	76	\$ 2,498,161,000
Approved	42	\$ 797,606,000	0	\$ -	4	\$ 57,674,000	0	\$ -	46	\$ 855,280,000
Remaining for FY2018	23	\$ 760,842,000	3	\$ 22,000,000	3	\$ 110,039,000	1	\$ 750,000,000	30	\$ 1,642,881,000

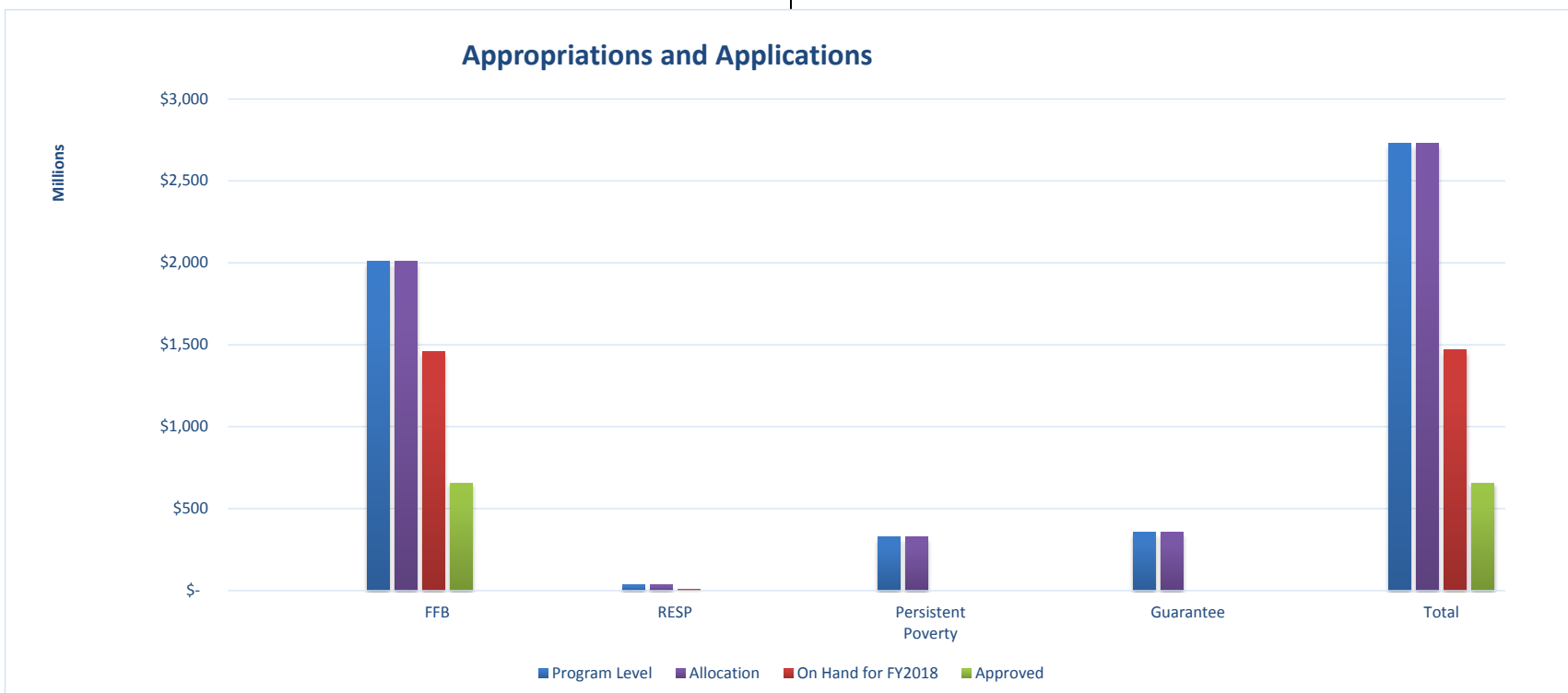


## Fiscal Year 2018 Loans and Appropriations

Appropriations	FFB		RESP		Persistent Poverty		Guarantee		Total	
<b>Program Level</b>	\$	2,009,602,738	\$	33,720,771	\$	326,277,261	\$	357,525,000	\$	2,727,125,770
Allocation	\$	2,009,602,738	\$	33,720,771	\$	326,227,261	\$	357,525,000	\$	2,727,075,770
Obligated	\$	656,434,000	\$	-	\$	-	\$	0	\$	656,434,000
Remaining Allocation	\$	1,353,168,738	\$	33,720,771	\$	326,227,261	\$	357,525,000	\$	2,070,641,770
<b>Remaining Authority</b>	\$	1,353,168,738	\$	33,720,771	\$	326,277,261	\$	357,525,000	\$	2,070,691,770
<b>Surplus/Deficiency of funds</b>	\$	<b>549,663,738</b>	\$	<b>25,720,771</b>	\$	<b>326,277,261</b>	\$	<b>357,525,000</b>	\$	<b>1,259,186,770</b>

Applications	#	\$	#	\$	#	\$	#	\$	#	\$
On Hand for FY2018	60	\$ 1,459,939,000	1	\$ 8,000,000	0	\$ -	0	\$ -	61	\$ 1,467,939,000
Approved	36	\$ 656,434,000	0	\$ -	0	\$ -	0	\$ -	36	\$ 656,434,000
Remaining for FY2018	24	\$ 803,505,000	1	\$ 8,000,000	0	\$ -	0	\$ -	25	\$ 811,505,000

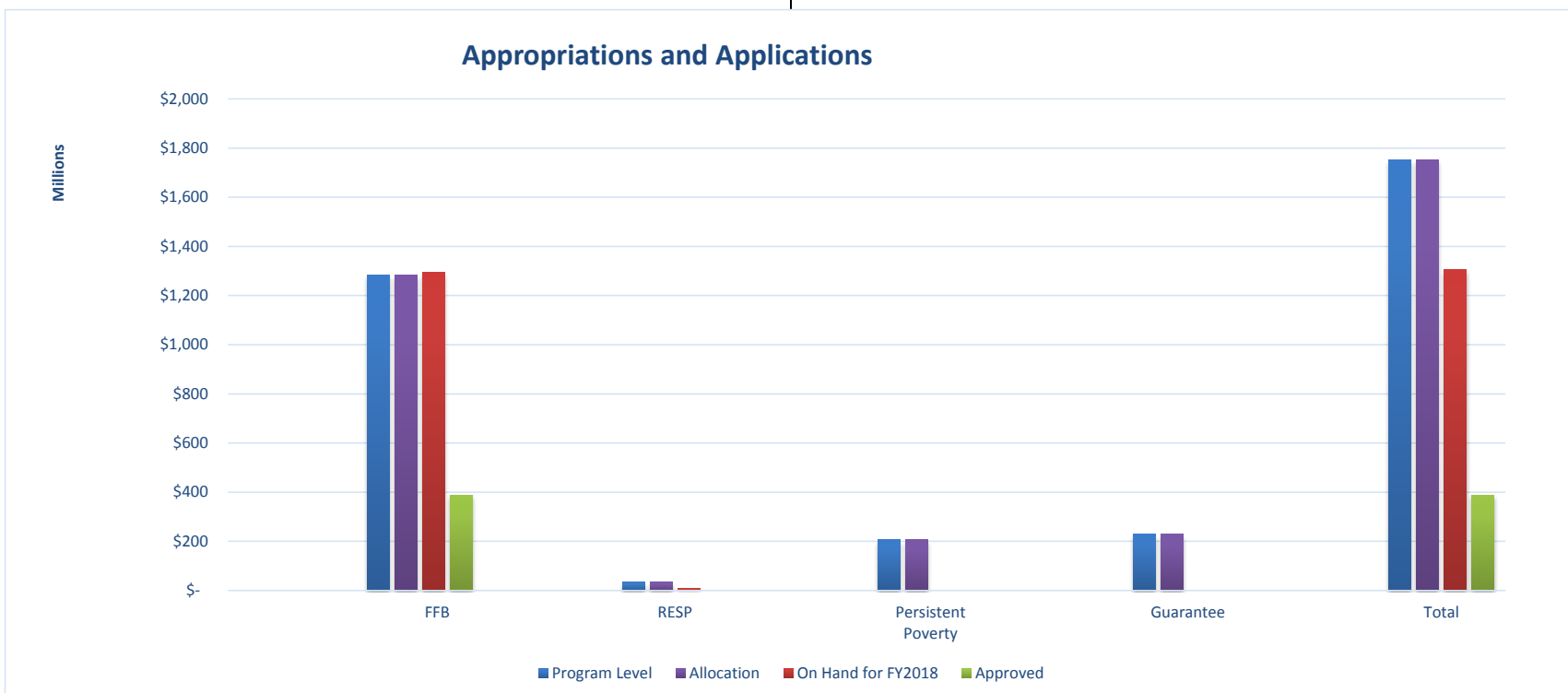


## Fiscal Year 2018 Loans and Appropriations

Appropriations	FFB		RESP		Persistent Poverty		Guarantee		Total	
Program Level	\$	1,281,980,685	\$	33,720,771	\$	208,109,314	\$	228,075,000	\$	1,751,885,770
Allocation	\$	1,281,980,685	\$	33,720,771	\$	208,109,314	\$	228,075,000	\$	1,751,885,770
Obligated	\$	377,843,000	\$	-	\$	-	\$	\$0	\$	377,843,000
Remaining Allocation	\$	904,137,685	\$	33,720,771	\$	208,109,314	\$	228,075,000	\$	1,374,042,770
<b>Remaining Authority</b>	\$	904,137,685	\$	33,720,771	\$	208,109,314	\$	228,075,000	\$	1,374,042,770
<b>Surplus/Deficiency of funds</b>	\$	<b>(12,855,315)</b>	\$	<b>23,720,771</b>	\$	<b>208,109,314</b>	\$	<b>228,075,000</b>	\$	<b>447,049,770</b>

Applications	#	\$	#	\$	#	\$	#	\$	#	\$
On Hand for FY2018	51	\$ 1,294,836,000	2	\$ 10,000,000	0	\$ -	0	\$ -	53	\$ 1,304,836,000
Approved	24	\$ 387,598,000	0	\$ -	0	\$ -	0	\$ -	24	\$ 387,598,000
Remaining for FY2018	27	\$ 907,238,000	2	\$ 10,000,000	0	\$ -	0	\$ -	29	\$ 917,238,000



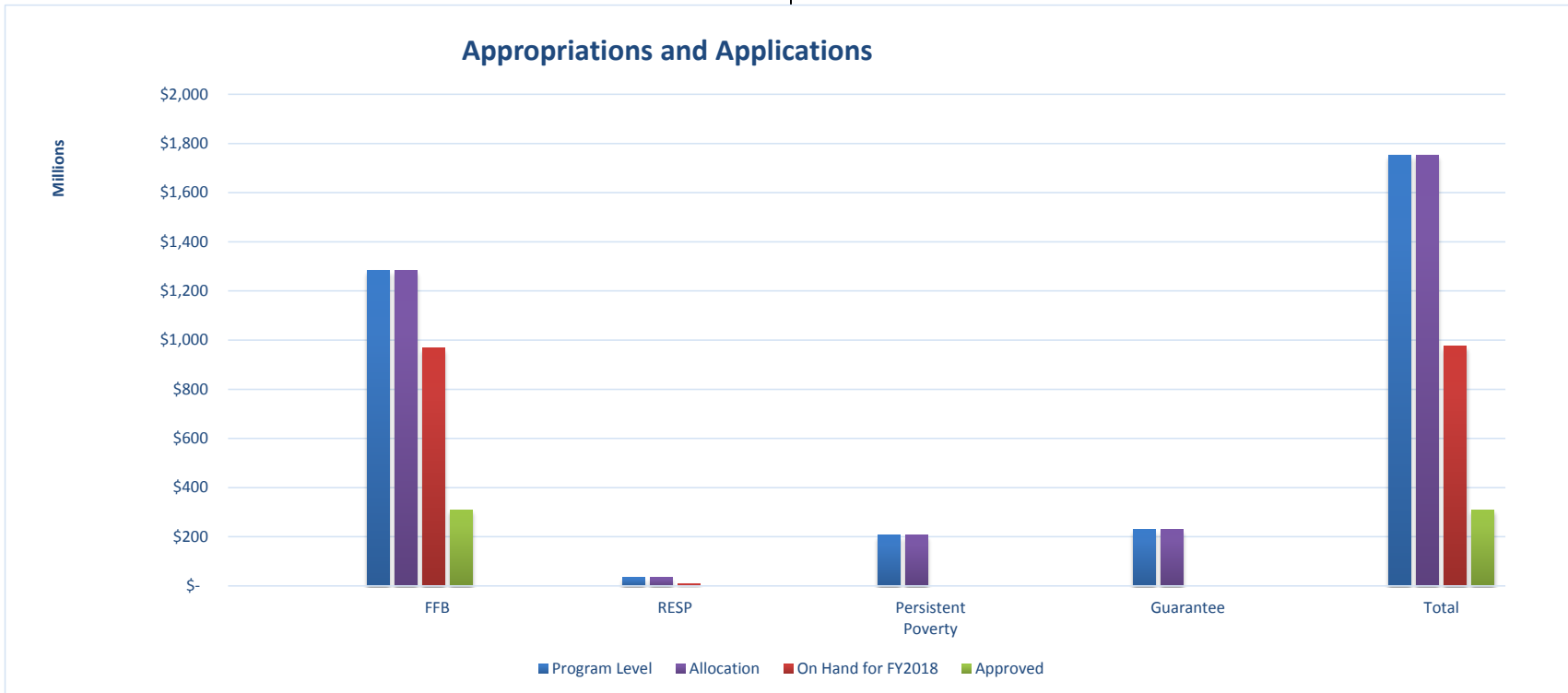


## Fiscal Year 2018 Loans and Appropriations

Appropriations	FFB	RESP	Persistent Poverty	Guarantee	Total
<b>Program Level</b>	\$ 1,281,980,685	\$ 33,720,771	\$ 208,109,314	\$228,075,000	\$ 1,751,885,770
Allocation	\$ 1,281,980,685	\$ 33,720,771	\$ 208,109,314	\$228,075,000	\$ 1,751,885,770
Obligated	\$ 306,822,000	\$ -	\$ -	\$0	\$ 306,822,000
Remaining Allocation	\$ 975,158,685	\$ 33,720,771	\$ 208,109,314	\$228,075,000	\$ 1,445,063,770
<b>Remaining Authority</b>	\$ 975,158,685	\$ 33,720,771	\$ 208,109,314	\$228,075,000	\$ 1,445,063,770
<b>Surplus/Deficiency of funds</b>	<b>\$ 315,463,685</b>	<b>\$ 23,720,771</b>	<b>\$ 208,109,314</b>	<b>\$228,075,000</b>	<b>\$ 775,368,770</b>

Applications	#	\$	#	\$	#	\$	#	\$	#	\$
On Hand for FY2018	40	\$ 966,517,000	2	\$ 10,000,000	0	\$ -	0	\$ -	42	\$ 976,517,000
Approved	17	\$ 306,822,000	0	\$ -	0	\$ -	0	\$ -	17	\$ 306,822,000
Remaining for FY2018	23	\$ 659,695,000	2	\$ 10,000,000	0	\$ -	0	\$ -	25	\$ 669,695,000



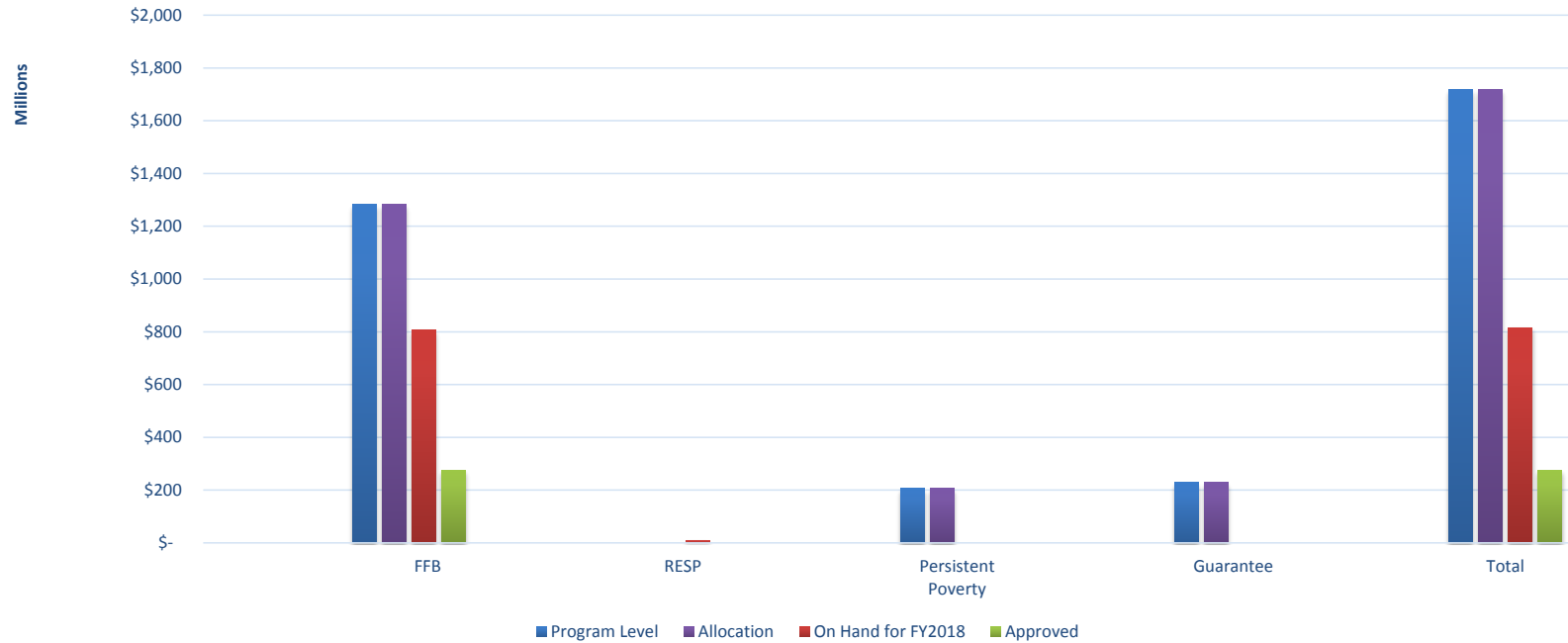
## Fiscal Year 2018 Loans and Appropriations

Appropriations	FFB		RESP		Persistent Poverty		Guarantee		Total	
Program Level	\$	1,281,980,685	\$	-	\$	208,109,314	\$	228,075,000	\$	1,718,164,999
Allocation	\$	1,281,980,685	\$	-	\$	208,109,314	\$	228,075,000	\$	1,718,164,999
Obligated	\$	263,922,000	\$	-	\$	-	\$	0	\$	263,922,000
Remaining Allocation	\$	1,018,058,685	\$	-	\$	208,109,314	\$	228,075,000	\$	1,454,242,999
<b>Remaining Authority</b>	\$	1,018,058,685	\$	-	\$	208,109,314	\$	228,075,000	\$	1,454,242,999
<b>Surplus/Deficiency of funds</b>	\$	<b>475,748,685</b>	\$	<b>(10,000,000)</b>	\$	<b>208,109,314</b>	\$	<b>228,075,000</b>	\$	<b>901,932,999</b>

Applications	#	\$	#	\$	#	\$	#	\$	#	\$
On Hand for FY2018	34	\$ 806,232,000	2	\$ 10,000,000	0	\$ -	0	\$ -	36	\$ 816,232,000
Approved	14	\$ 276,422,000	0	\$ -	0	\$ -	0	\$ -	14	\$ 276,422,000
Remaining for FY2018	20	\$ 529,810,000	2	\$ 10,000,000	0	\$ -	0	\$ -	22	\$ 539,810,000

### Appropriations and Applications



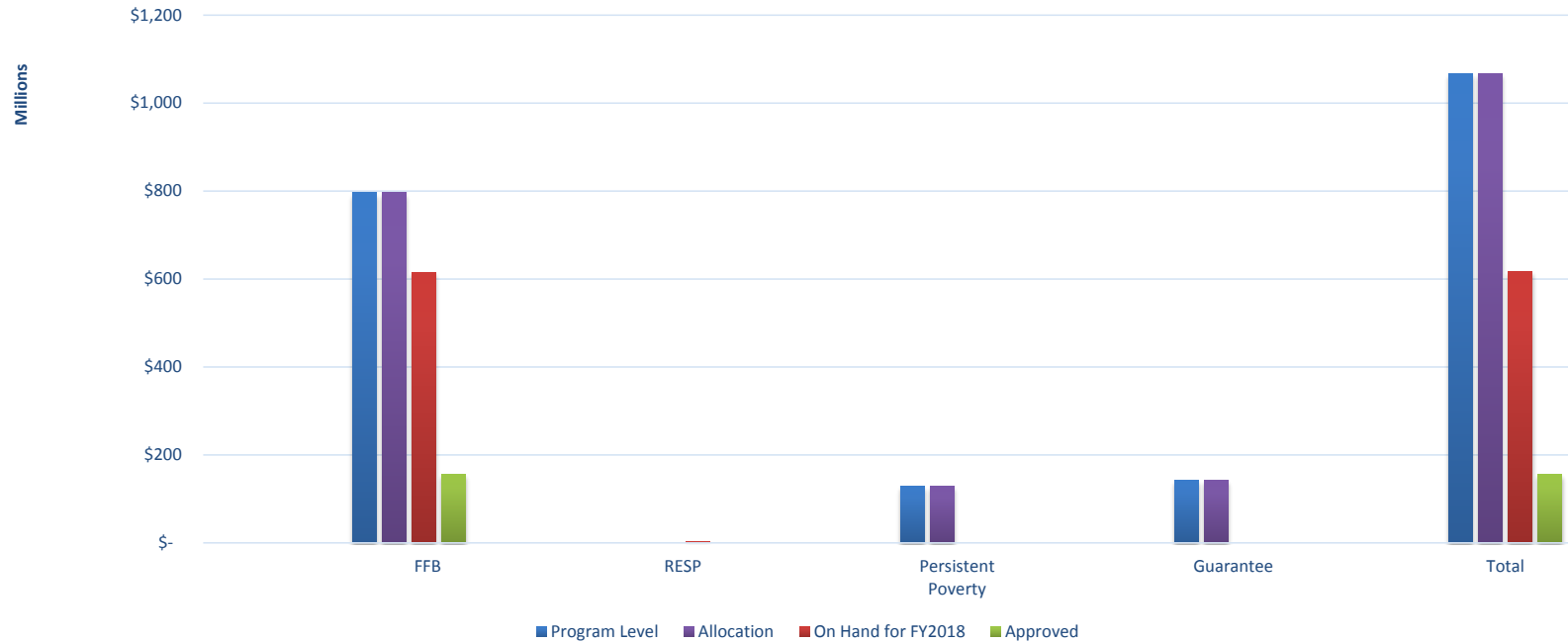
## Fiscal Year 2018 Loans and Appropriations

Appropriations	FFB		RESP		Persistent Poverty		Guarantee		Total	
Program Level	\$	796,758,795	\$	-	\$	129,341,205	\$	141,750,000	\$	1,067,850,000
Allocation	\$	796,758,795	\$	-	\$	129,341,205	\$	141,750,000	\$	1,067,850,000
Obligated	\$	155,896,000	\$	-	\$	-	\$	0	\$	155,896,000
Remaining Allocation	\$	640,862,795	\$	-	\$	129,341,205	\$	141,750,000	\$	911,954,000
<b>Remaining Authority</b>	\$	640,862,795	\$	-	\$	129,341,205	\$	141,750,000	\$	911,954,000
<b>Surplus/Deficiency of funds</b>	\$	<b>181,042,795</b>	\$	<b>(2,000,000)</b>	\$	<b>129,341,205</b>	\$	<b>141,750,000</b>	\$	<b>450,134,000</b>

Applications	#	\$	#	\$	#	\$	#	\$	#	\$
On Hand for FY2018	28	\$ 615,716,000	1	\$ 2,000,000	0	\$ -	0	\$ -	29	\$ 617,716,000
Approved	9	\$ 155,896,000	0	\$ -	0	\$ -	0	\$ -	9	\$ 155,896,000
Remaining for FY2018	19	\$ 459,820,000	1	\$ 2,000,000	0	\$ -	0	\$ -	20	\$ 461,820,000

### Appropriations and Applications



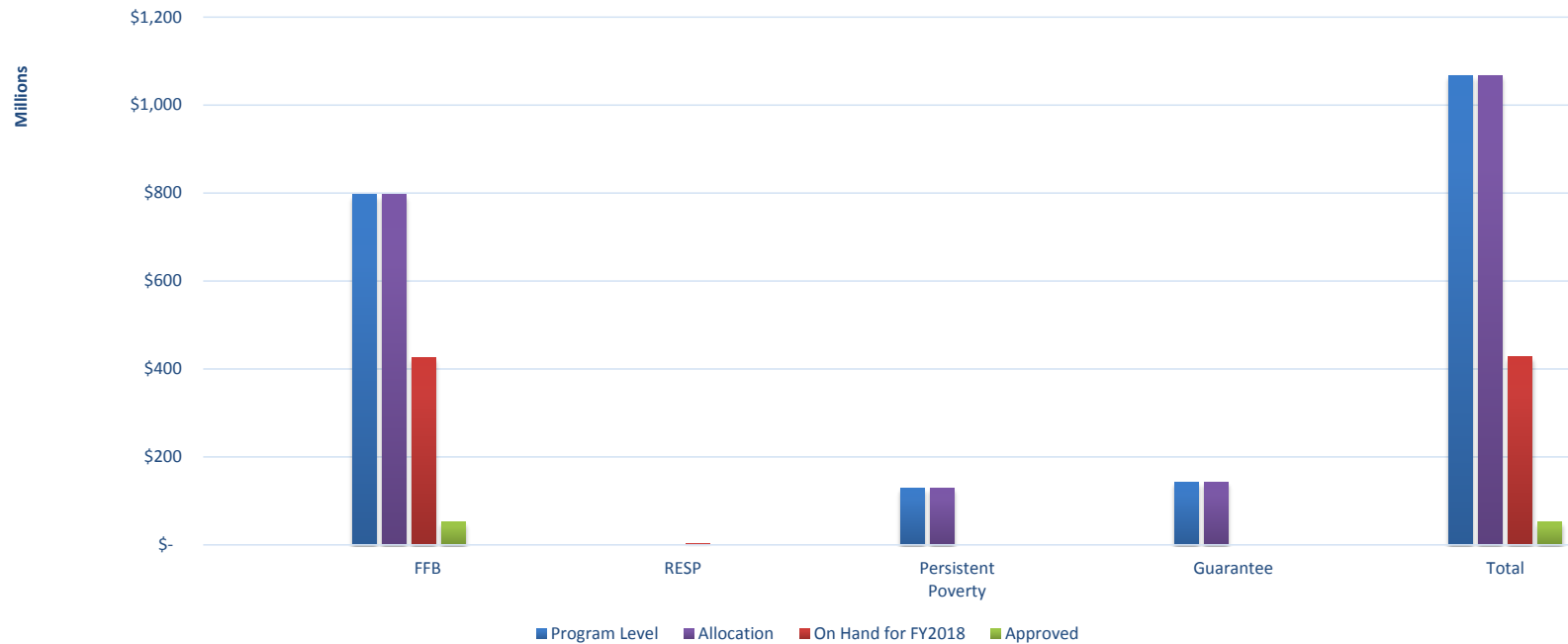
## Fiscal Year 2018 Loans and Appropriations

Appropriations	FFB	RESP	Persistent Poverty	Guarantee	Total
<b>Program Level</b>	\$ 796,758,795	\$ -	\$ 129,341,205	\$141,750,000	\$ 1,067,850,000
Allocation	\$ 796,758,795	\$ -	\$ 129,341,205	\$141,750,000	\$ 1,067,850,000
Obligated	\$ 34,500,000	\$ -	\$ -	\$0	\$ 34,500,000
Remaining Allocation	\$ 762,258,795	\$ -	\$ 129,341,205	\$141,750,000	\$ 1,033,350,000
<b>Remaining Authority</b>	\$ 762,258,795	\$ -	\$ 129,341,205	\$141,750,000	\$ 1,033,350,000
<b>Surplus/Deficiency of funds</b>	<b>\$ 371,204,795</b>	<b>\$ (2,000,000)</b>	<b>\$ 129,341,205</b>	<b>\$141,750,000</b>	<b>\$ 640,296,000</b>

Applications	#	\$	#	\$	#	\$	#	\$		
On Hand for FY2018	19	\$ 425,554,000	1	\$ 2,000,000	0	\$ -	0	\$ -	20	\$ 427,554,000
Approved	4	\$ 52,980,000	0	\$ -	0	\$ -	0	\$ -	4	\$ 52,980,000
Remaining for FY2018	15	\$ 372,574,000	1	\$ 2,000,000	0	\$ -	0	\$ -	16	\$ 374,574,000

### Appropriations and Applications

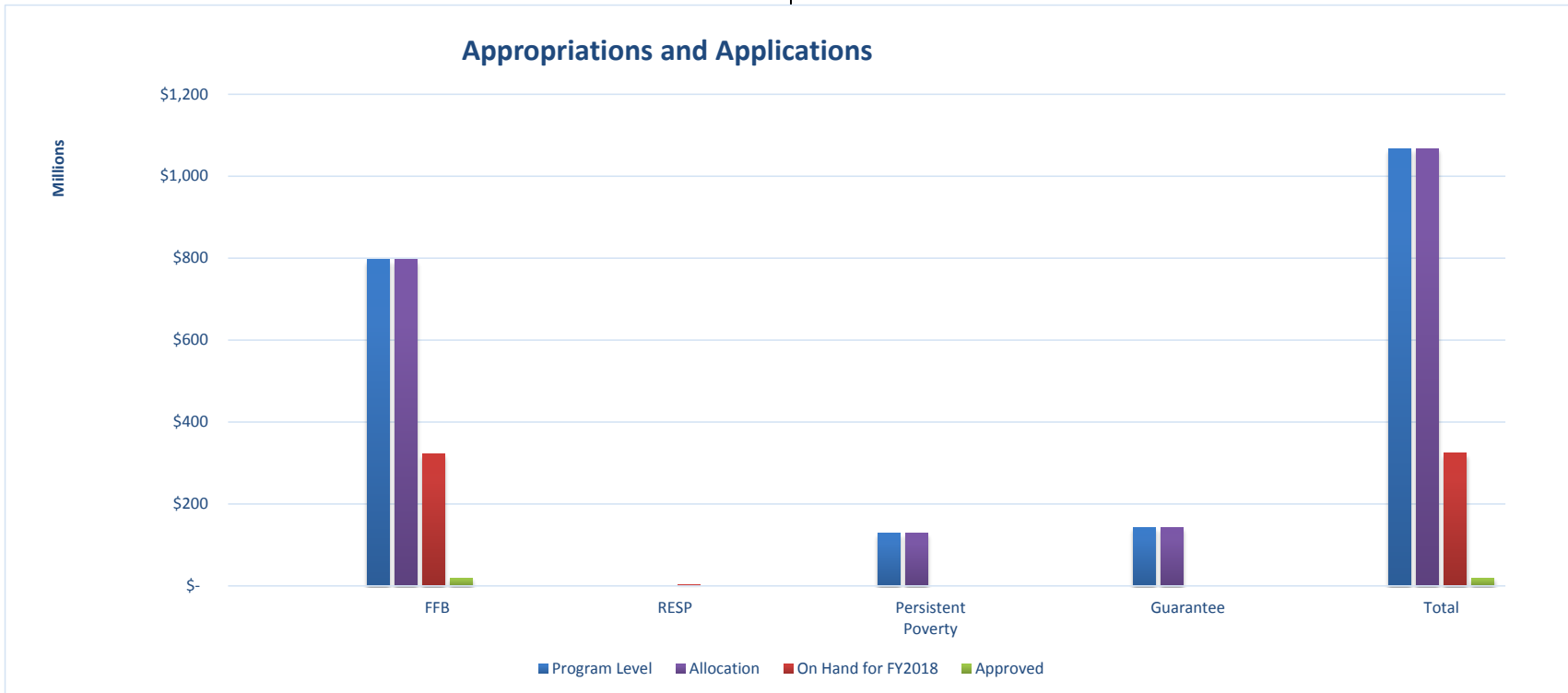


## Fiscal Year 2018 Loans and Appropriations

Appropriations	FFB		RESP		Persistent Poverty		Guarantee		Total	
Program Level	\$	796,758,795	\$	-	\$	129,341,205	\$	141,750,000	\$	1,067,850,000
Allocation	\$	796,758,795	\$	-	\$	129,341,205	\$	141,750,000	\$	1,067,850,000
Obligated	\$	-	\$	-	\$	-	\$	\$0	\$	-
Remaining Allocation	\$	796,758,795	\$	-	\$	129,341,205	\$	141,750,000	\$	1,067,850,000
<b>Remaining Authority</b>	\$	796,758,795	\$	-	\$	129,341,205	\$	141,750,000	\$	1,067,850,000
<b>Surplus/Deficiency of funds</b>	\$	<b>474,695,795</b>	\$	<b>(2,000,000)</b>	\$	<b>129,341,205</b>	\$	<b>141,750,000</b>	\$	<b>743,787,000</b>

Applications	#	\$	#	\$	#	\$	#	\$	#	\$
On Hand for FY2018	14	\$ 322,063,000	1	\$ 2,000,000	0	\$ -	0	\$ -	15	\$ 324,063,000
Approved	1	\$ 19,500,000	0	\$ -	0	\$ -	0	\$ -		\$ 19,500,000
Remaining for FY2018	13	\$ 302,563,000	1	\$ 2,000,000	0	\$ -	0	\$ -	14	\$ 304,563,000



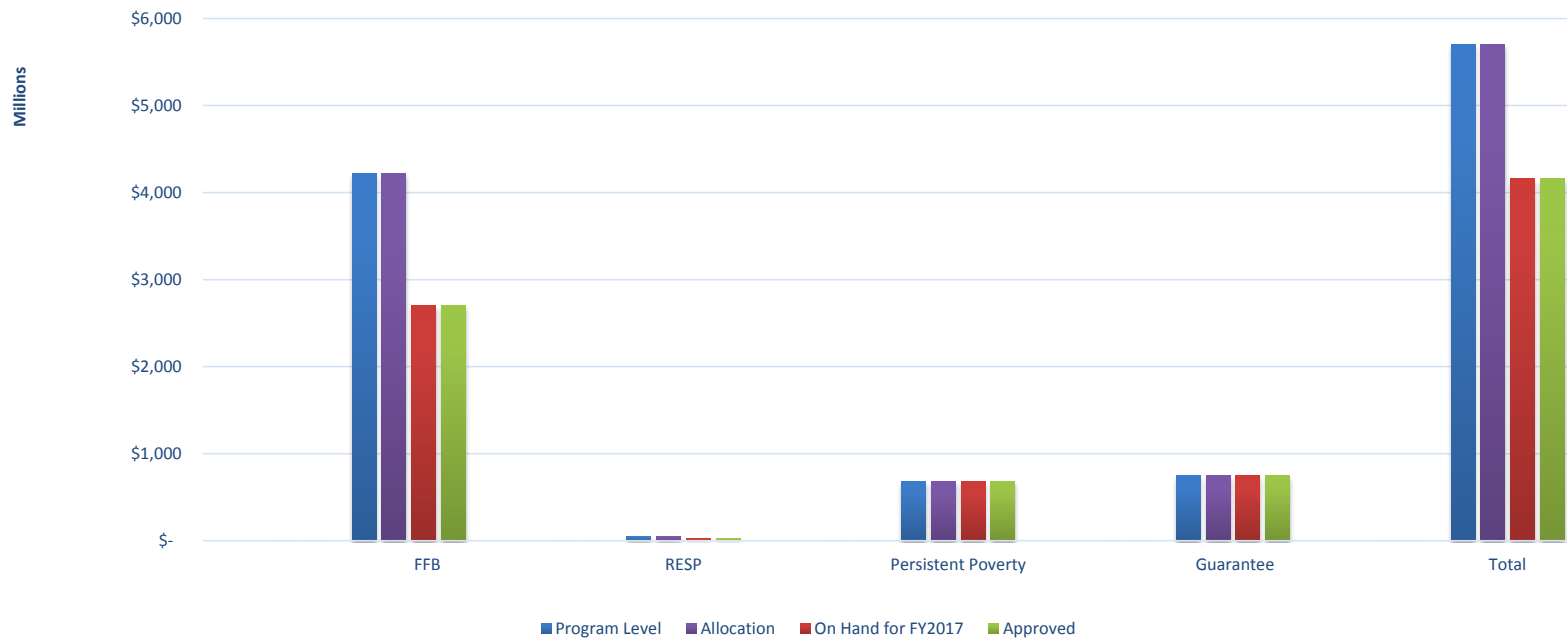
## Fiscal Year 2017 Loans and Appropriations

Appropriations	FFB	RESP	Persistent Poverty	Guarantee	Total
Program Level	\$ 4,215,655,000	\$ 49,861,495	\$ 684,345,000	\$750,000,000	\$ 5,699,861,495
Allocation	\$ 4,215,655,000	\$ 49,861,495	\$ 684,345,000	\$750,000,000	\$ 5,699,861,495
Obligated	\$ 2,701,310,000	\$ 24,273,000	\$ 684,344,000	\$750,000,000	\$ 4,159,927,000
Remaining Allocation	\$ 1,514,345,000	\$ 25,588,495	\$ 1,000	\$0	\$ 1,539,934,495
Remaining Authority	\$ 1,514,345,000	\$ 25,588,495	\$ 1,000	\$0	\$ 1,539,934,495
Surplus/Deficiency of funds	<b>\$ 1,514,345,000</b>	<b>\$ 25,588,495</b>	<b>\$ 1,000</b>	<b>\$0</b>	<b>\$ 1,539,934,495</b>

Applications	#	\$	#	\$	#	\$	#	\$	#	\$
On Hand for FY2017	86	\$ 2,701,310,000	8	\$ 24,273,000	20	\$ 684,344,000	1	\$ 750,000,000	115	\$ 4,159,927,000
Approved	86	\$ 2,701,310,000	8	\$ 24,273,000	20	\$ 684,344,000	1	\$ 750,000,000	115	\$ 4,159,927,000
Remaining for FY2017	-	\$ -	-	\$ -	-	\$ -	-	\$ -	-	\$ -

### Appropriations and Applications

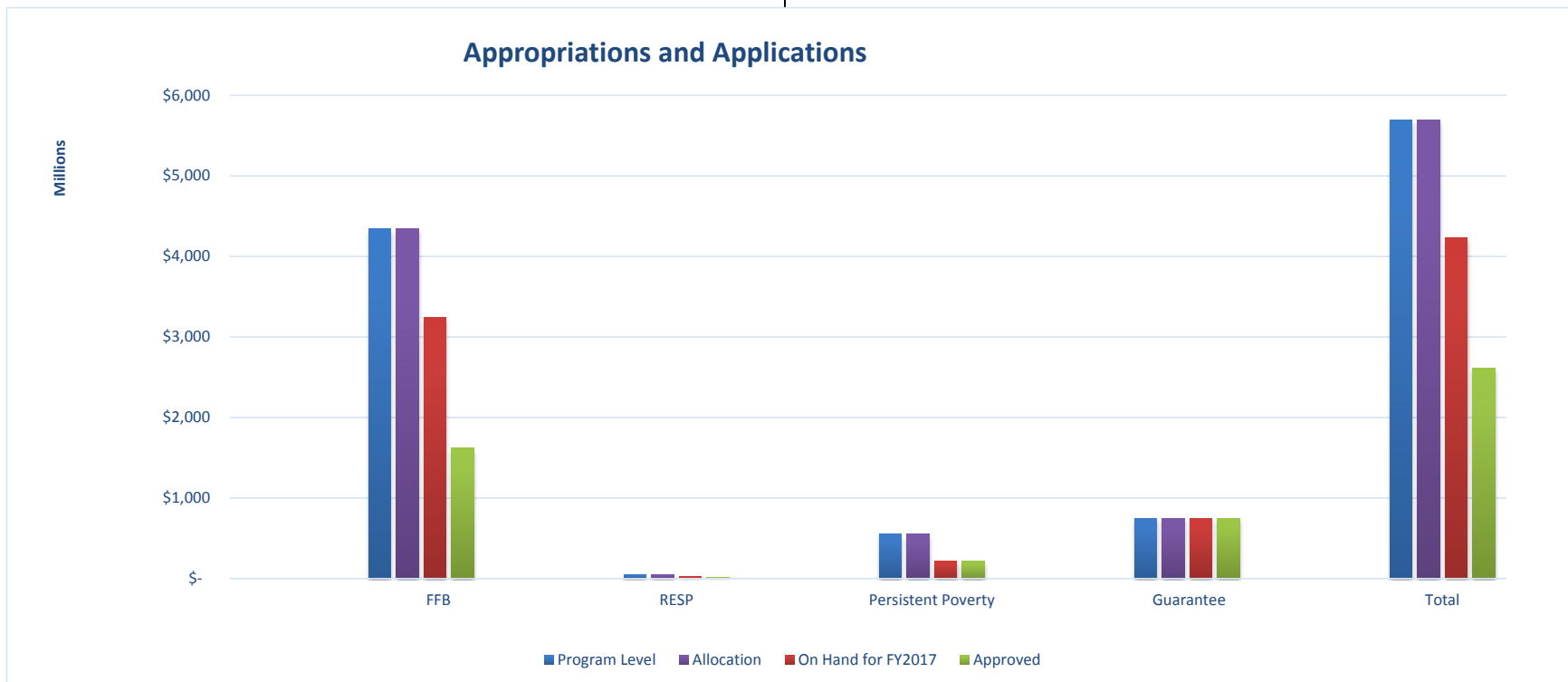


## Fiscal Year 2017 Loans and Appropriations

Appropriations	FFB		RESP		Persistent Poverty		Guarantee		Total	
<b>Program Level</b>	\$	4,343,519,000	\$	49,861,495	\$	556,481,000	\$	750,000,000	\$	5,699,861,495
Allocation	\$	4,343,519,000	\$	49,861,495	\$	556,481,000	\$	750,000,000	\$	5,699,861,495
Obligated	\$	1,518,768,000	\$	18,473,000	\$	155,834,000	\$	750,000,000	\$	2,443,075,000
Remaining Allocation	\$	2,824,751,000	\$	31,388,495	\$	400,647,000	\$	0	\$	3,256,786,495
<b>Remaining Authority</b>	\$	2,824,751,000	\$	31,388,495	\$	400,647,000	\$	0	\$	3,256,786,495
<b>Surplus/Deficiency of funds</b>	\$	<b>1,105,931,750</b>	\$	<b>23,588,495</b>	\$	<b>336,749,000</b>	\$	<b>0</b>	\$	<b>1,466,269,245</b>

Applications	#	\$	#	\$	#	\$	#	\$	#	\$
On Hand for FY2017	102	\$ 3,237,587,250	9	\$ 26,273,000	6	\$ 219,732,000	1	\$ 750,000,000	118	\$ 4,233,592,250
Approved	67	\$ 1,620,042,000	7	\$ 18,473,000	6	\$ 219,732,000	1	\$ 750,000,000	81	\$ 2,608,247,000
Remaining for FY2017	35	\$ 1,617,545,250	2	\$ 7,800,000		\$ -		\$ -	37	\$ 1,625,345,250

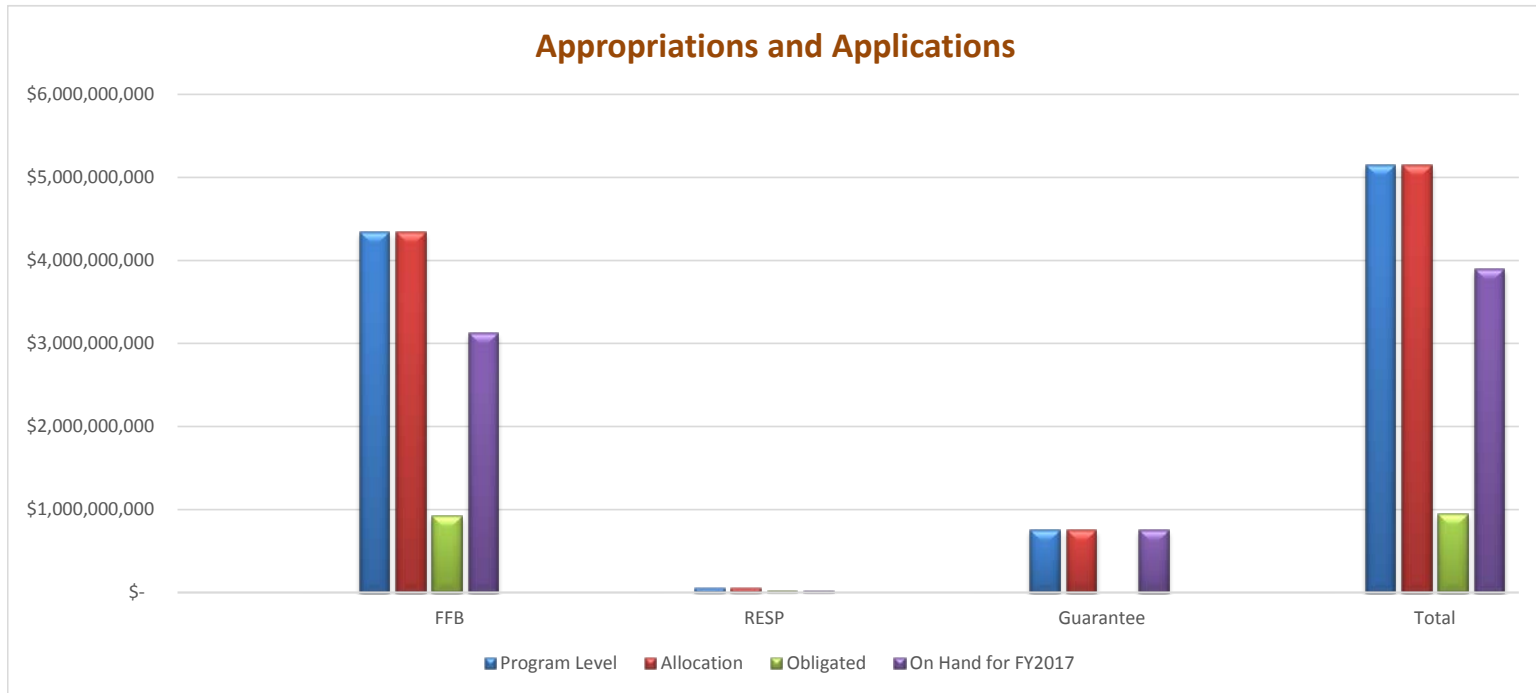


## Fiscal Year 2017 Loans and Appropriations

Appropriations	FFB		RESP		Guarantee		Total	
<b>Program Level</b>	\$	4,343,519,000	\$	49,861,495		\$750,000,000	\$	5,143,380,495
Allocation	\$	4,343,519,000	\$	49,861,495		\$750,000,000	\$	5,143,380,495
Obligated	\$	924,121,000	\$	16,200,000		\$0	\$	940,321,000
Remaining Allocation	\$	3,419,398,000	\$	33,661,495		\$750,000,000	\$	4,203,059,495
<b>Remaining Authority</b>	\$	3,419,398,000	\$	33,661,495		\$750,000,000	\$	4,203,059,495
<b>Surplus/Deficiency of funds</b>		<b>\$ 1,218,868,750</b>		<b>\$ 29,388,495</b>		<b>\$0</b>		<b>\$ 1,248,257,245</b>

Applications	#	\$		#	\$		#	\$	
On Hand for FY2017	93	\$	3,124,650,250	8	\$	20,473,000	1	\$	750,000,000
Approved	49	\$	1,058,821,000	5	\$	16,200,000		\$	-
Remaining for FY2017	44	\$	2,065,829,250	3	\$	4,273,000	1	\$	750,000,000



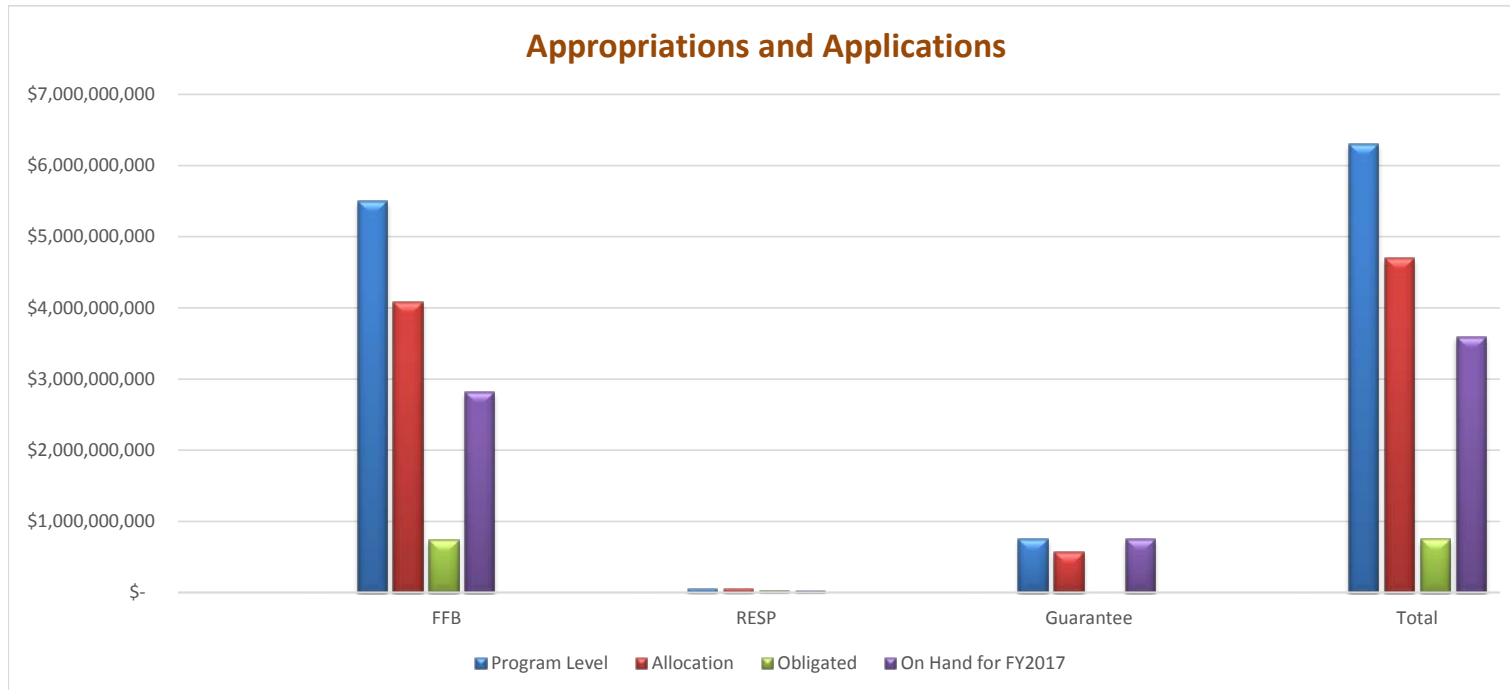


## Fiscal Year 2017 Loans and Appropriations

Appropriations	FFB	RESP	Guarantee	Total
Program Level	\$ 5,500,000,000	\$ 49,861,495	\$750,000,000	\$ 6,299,861,495
Allocation	\$ 4,075,860,000	\$ 49,861,495	\$569,250,000	\$ 4,694,971,495
Obligated	\$ 738,534,000	\$ 15,000,000	\$0	\$ 753,534,000
Remaining Allocation	\$ 3,337,326,000	\$ 34,861,495	\$569,250,000	\$ 3,941,437,495
Remaining Authority	\$ 4,761,466,000	\$ 34,861,495	\$750,000,000	\$ 5,546,327,495
Surplus/Deficiency of funds	<b>\$ 2,679,688,750</b>	<b>\$ 29,388,495</b>	<b>\$0</b>	<b>\$ 2,709,077,245</b>

Applications	#	\$	#	\$	#	\$	#	\$
On Hand for FY2017	82	\$ 2,820,311,250	8	\$ 20,473,000	1	\$ 750,000,000	91	\$ 3,590,784,250
Approved	37	\$ 794,178,000	3	\$ 15,000,000		\$ -	40	\$ 809,178,000
Remaining for FY2017	45	\$ 2,026,133,250	5	\$ 5,473,000	1	\$ 750,000,000	51	\$ 2,781,606,250

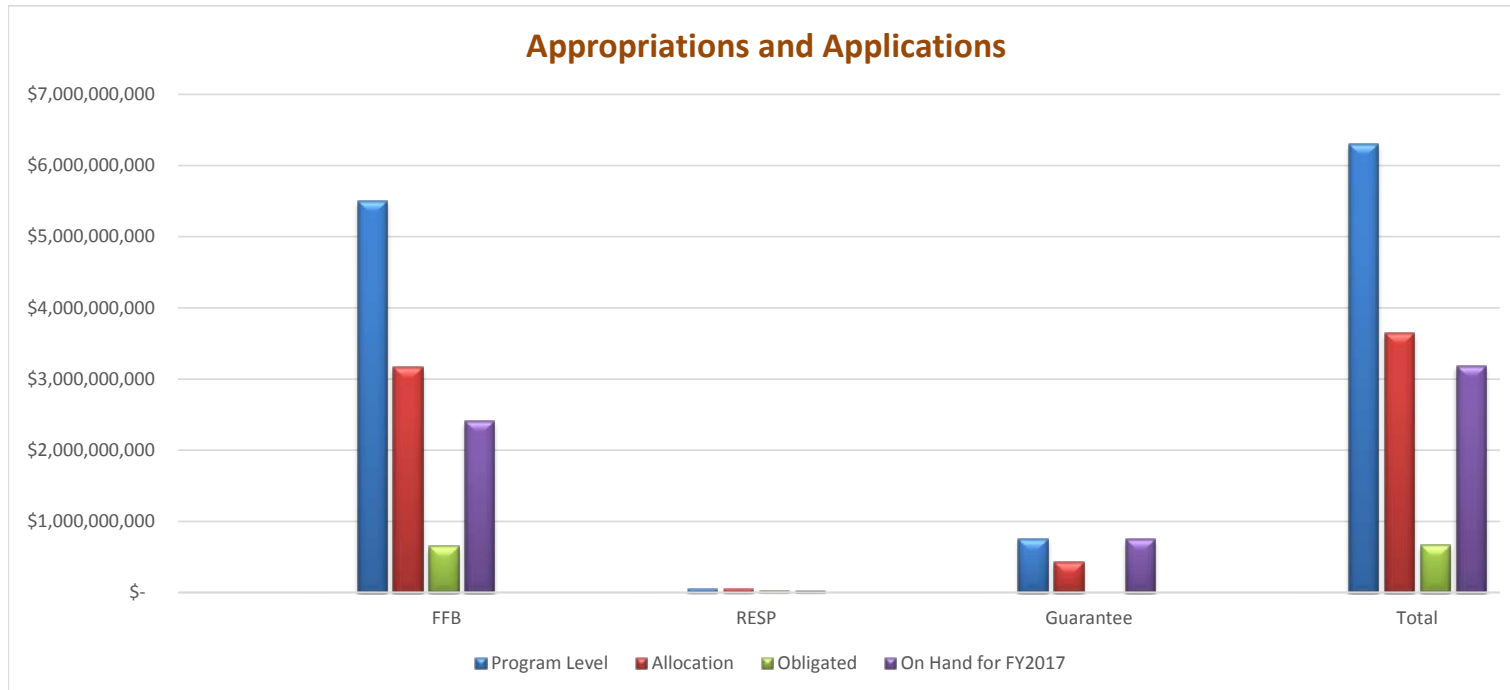


## Fiscal Year 2017 Loans and Appropriations

Appropriations	FFB	RESP	Guarantee	Total
Program Level	\$ 5,500,000,000	\$ 49,861,495	\$750,000,000	\$ 6,299,861,495
Allocation	\$ 3,164,700,000	\$ 49,861,495	\$431,550,000	\$ 3,646,111,495
Obligated	\$ 645,349,000	\$ 14,000,000	\$0	\$ 659,349,000
Remaining Allocation	\$ 2,519,351,000	\$ 35,861,495	\$431,550,000	\$ 2,986,762,495
<b>Remaining Authority</b>	\$ 4,854,651,000	\$ 35,861,495	\$750,000,000	\$ 5,640,512,495
<b>Surplus/Deficiency of funds</b>	<b>\$ 3,094,067,750</b>	<b>\$ 29,388,495</b>	<b>\$0</b>	<b>\$ 3,123,456,245</b>

Applications	#	\$	#	\$	#	\$	#	\$
On Hand for FY2017	70	\$ 2,405,932,250	8	\$ 20,473,000	1	\$ 750,000,000	79	\$ 3,176,405,250
Approved	27	\$ 668,349,000	3	\$ 15,000,000		\$ -	30	\$ 683,349,000
Remaining for FY2017	43	\$ 1,737,583,250	5	\$ 5,473,000	1	\$ 750,000,000	49	\$ 2,493,056,250

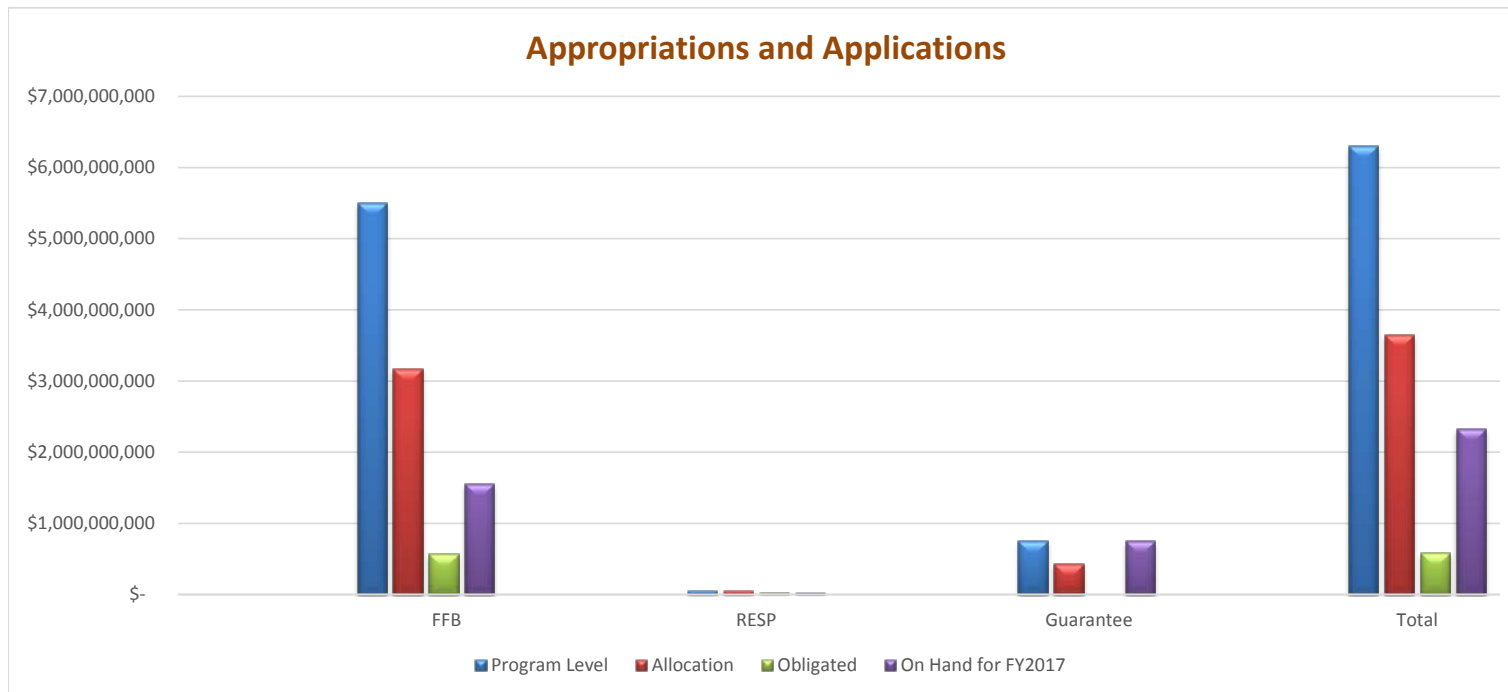


## Fiscal Year 2017 Loans and Appropriations

Appropriations	FFB	RESP	Guarantee	Total
Program Level	\$ 5,500,000,000	\$ 49,861,495	\$750,000,000	\$ 6,299,861,495
Allocation	\$ 3,164,700,000	\$ 49,861,495	\$431,550,000	\$ 3,646,111,495
Obligated	\$ 569,370,000	\$ 14,000,000	\$0	\$ 583,370,000
Remaining Allocation	\$ 2,595,330,000	\$ 35,861,495	\$431,550,000	\$ 3,062,741,495
<b>Remaining Authority</b>	\$ 4,930,630,000	\$ 35,861,495	\$750,000,000	\$ 5,716,491,495
<b>Surplus/Deficiency of funds</b>	<b>\$ 3,949,237,000</b>	<b>\$ 29,411,495</b>	<b>\$0</b>	<b>\$ 3,978,648,495</b>

Applications	#	\$	#	\$	#	\$	#	\$
On Hand for FY2017	51	\$ 1,550,763,000	8	\$ 20,450,000	1	\$ 750,000,000	60	\$ 2,321,213,000
Approved	23	\$ 585,190,000	2	\$ 14,000,000		\$ -	25	\$ 599,190,000
Remaining for FY2017	28	\$ 965,573,000	6	\$ 6,450,000	1	\$ 750,000,000	35	\$ 1,722,023,000

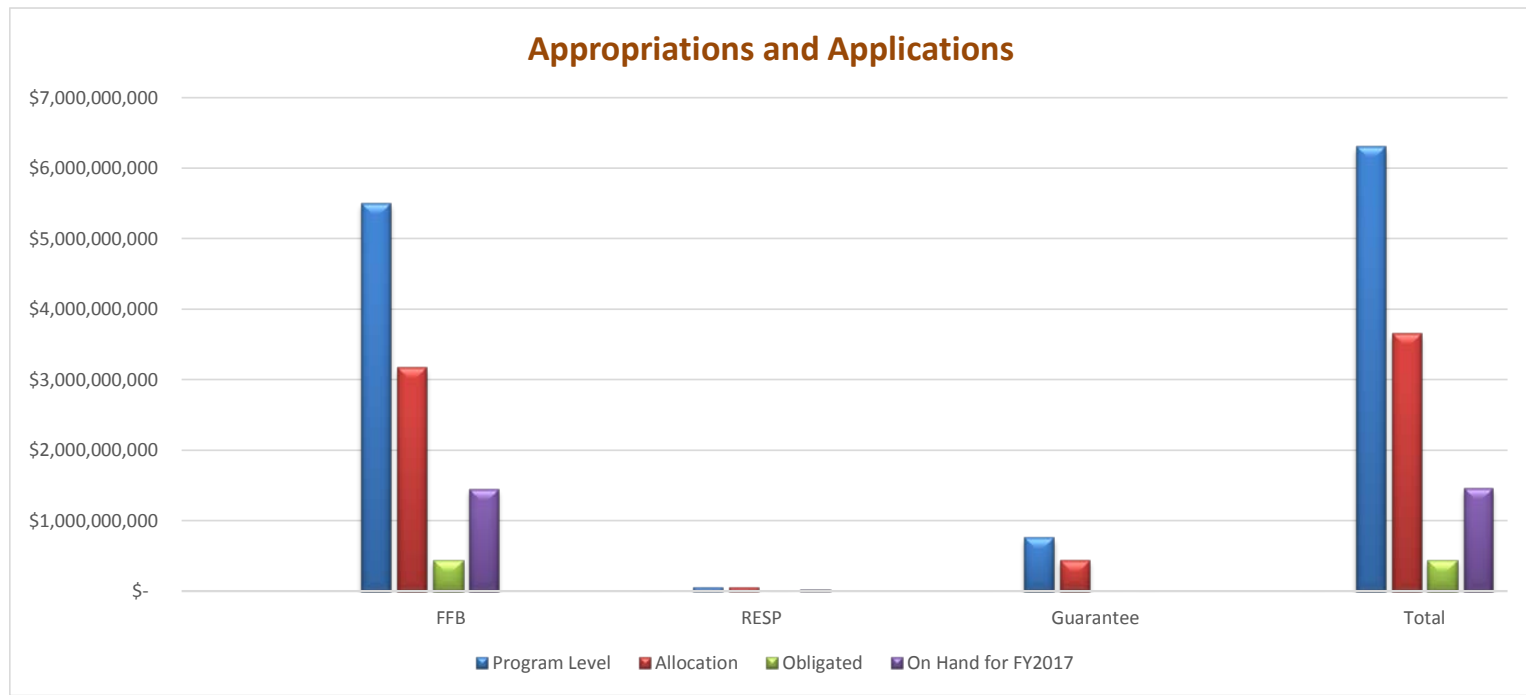


## Fiscal Year 2017 Loans and Appropriations

Appropriations	FFB	RESP	Guarantee	Total
Program Level	\$ 5,500,000,000	\$ 49,861,495	\$750,000,000	\$ 6,299,861,495
Allocation	\$ 3,164,700,000	\$ 49,861,495	\$431,550,000	\$ 3,646,111,495
Obligated	\$ 435,329,000	\$ 1,000,000	\$0	\$ 436,329,000
Remaining Allocation	\$ 2,729,371,000	\$ 48,861,495	\$431,550,000	\$ 3,209,782,495
<b>Remaining Authority</b>	\$ 5,064,671,000	\$ 48,861,495	\$750,000,000	\$ 5,863,532,495
<b>Surplus/Deficiency of funds</b>	<b>\$ 4,062,686,297</b>	<b>\$ 29,411,495</b>	<b>\$750,000,000</b>	<b>\$ 4,842,097,792</b>

Applications	#	\$	#	\$	#	\$	#	\$
On Hand for FY2017	46	\$ 1,437,313,703	8	\$ 20,450,000	0	\$ -	54	\$ 1,457,763,703
Approved	15	\$ 483,029,000	1	\$ 1,000,000	0	\$ -	16	\$ 484,029,000
Remaining for FY2017	31	\$ 954,284,703	7	\$ 19,450,000	0	\$ -	38	\$ 973,734,703

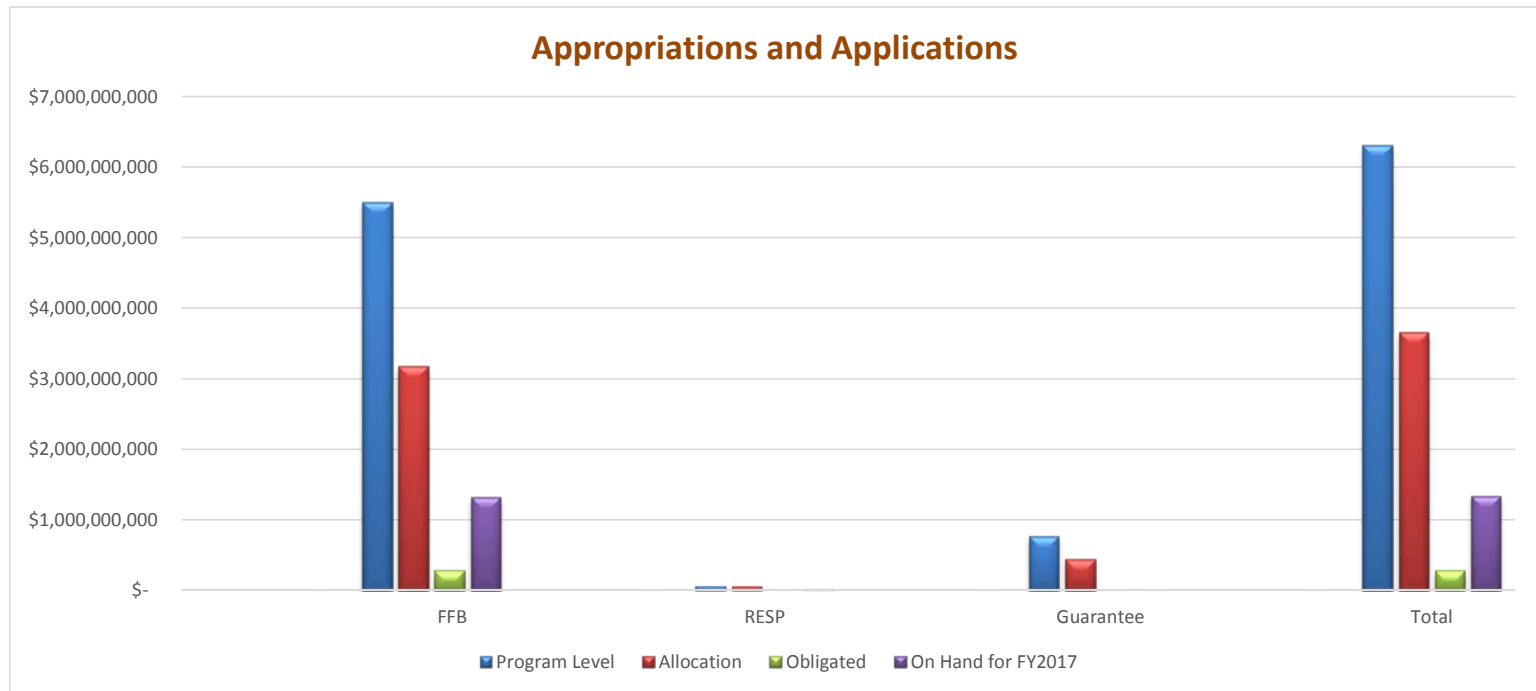


## Fiscal Year 2017 Loans and Appropriations

Appropriations	FFB	RESP	Guarantee	Total
<b>Program Level</b>	\$ 5,500,000,000	\$ 49,861,495	\$750,000,000	\$ 6,299,861,495
Allocation	\$ 3,164,700,000	\$ 49,861,495	\$431,550,000	\$ 3,646,111,495
Obligated	\$ 269,875,000	\$ -	\$0	\$ 269,875,000
Remaining Allocation	\$ 2,894,825,000	\$ 49,861,495	\$431,550,000	\$ 3,376,236,495
<b>Remaining Authority</b>	\$ 5,230,125,000	\$ 49,861,495	\$750,000,000	\$ 6,029,986,495
<b>Surplus/Deficiency of funds</b>	<b>\$ 4,192,967,547</b>	<b>\$ 34,161,495</b>	<b>\$750,000,000</b>	<b>\$ 4,977,129,042</b>

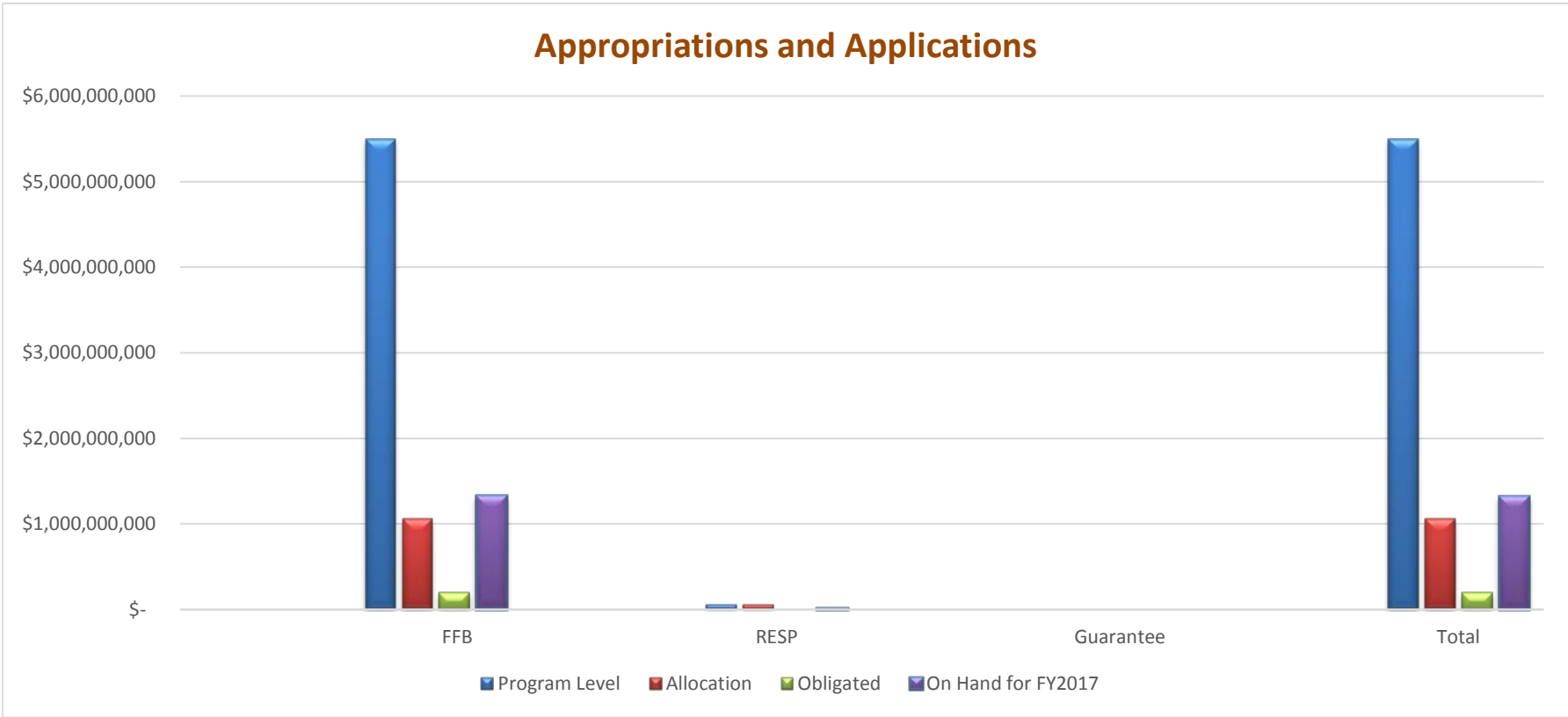
Applications	#	\$	#	\$	#	\$	#	\$
On Hand for FY2017	38	\$ 1,307,032,453	5	\$ 15,700,000	0	\$ -	43	\$ 1,322,732,453
Approved	11	\$ 360,219,000	0	\$ -	0	\$ -	11	\$ 360,219,000
Remaining for FY2017	27	\$ 946,813,453	5	\$ 15,700,000	0	\$ -	32	\$ 962,513,453



Fiscal Year 2017 Loans and Appropriations				
Appropriations	FFB	RESP	Guarantee	Total
Program Level	\$ 5,500,000,000	\$ 49,861,495	\$0	\$ 5,500,000,000
Allocation	\$ 1,054,900,000	\$ 49,861,495	\$0	\$ 1,054,900,000
Obligated	\$ 193,695,000	\$ -	\$0	\$ 193,695,000
Remaining Allocation	\$ 861,205,000	\$ 49,861,495	\$0	\$ 861,205,000
Remaining Authority	\$ 5,306,305,000	\$ 49,861,495	\$0	\$ 5,306,305,000
Surplus/Deficiency of funds	<b>\$ 4,174,497,547</b>	<b>\$ 48,861,495</b>	<b>\$0</b>	<b>\$ 4,174,497,547</b>

Applications	#	\$	#	\$	#	\$	#	\$
On Hand for FY2017	38	\$ 1,325,502,453	1	\$ 1,000,000	#	\$ -	39	\$ 1,326,502,453
Approved	8	\$ 193,695,000	0	\$ -	0	\$ -	8	\$ 193,695,000
Remaining for FY2017	30	\$ 1,131,807,453	1	\$ 1,000,000	0	\$ -	31	\$ 1,131,807,453

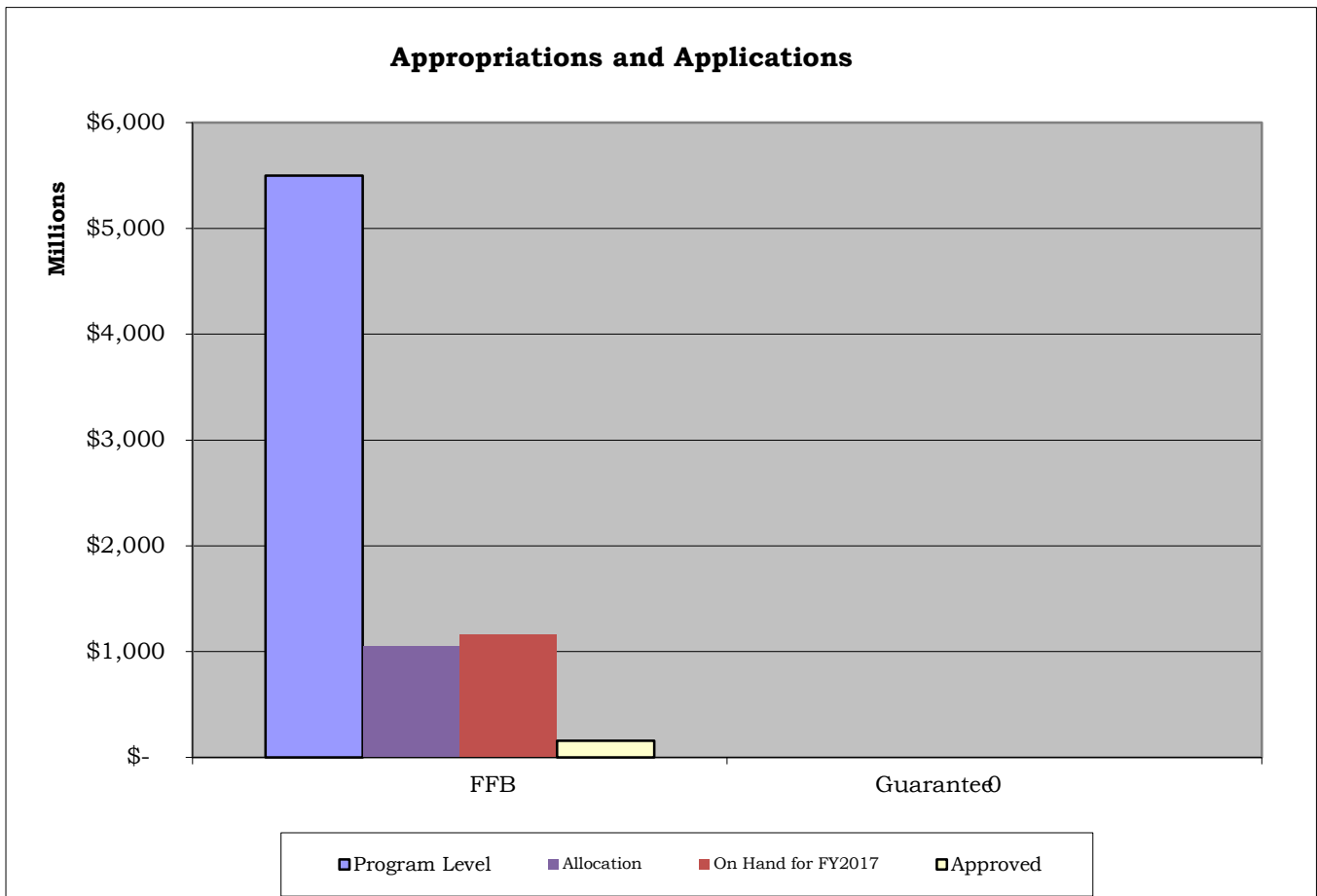


## Fiscal Year 2017 Loans and Appropriations

Appropriations	FFB	Guarantee	Total
Program Level	\$ 5,500,000,000	\$0	\$ 5,500,000,000
Allocation	\$ 1,054,900,000	\$0	\$ 1,054,900,000
Obligated	\$ 158,657,000	\$0	\$ 158,657,000
Remaining Allocation	\$ 896,243,000	\$0	\$ 896,243,000
<b>Remaining Authority</b>	\$ 5,341,343,000	\$0	\$ 5,341,343,000
<b>Surplus/Deficiency of funds</b>	<b>\$ 4,335,679,547</b>	<b>\$0</b>	<b>\$ 4,335,679,547</b>

Applications	#	\$	#	\$	#	\$
On Hand for FY2017	33	\$ 1,164,320,453	\$ -	-	33	\$ 1,164,320,453
Approved	5	\$ 158,657,000	\$ -	-	5	\$ 158,657,000
Remaining for FY2017	28	\$ 1,005,663,453	\$ -	-	28	\$ 1,005,663,453

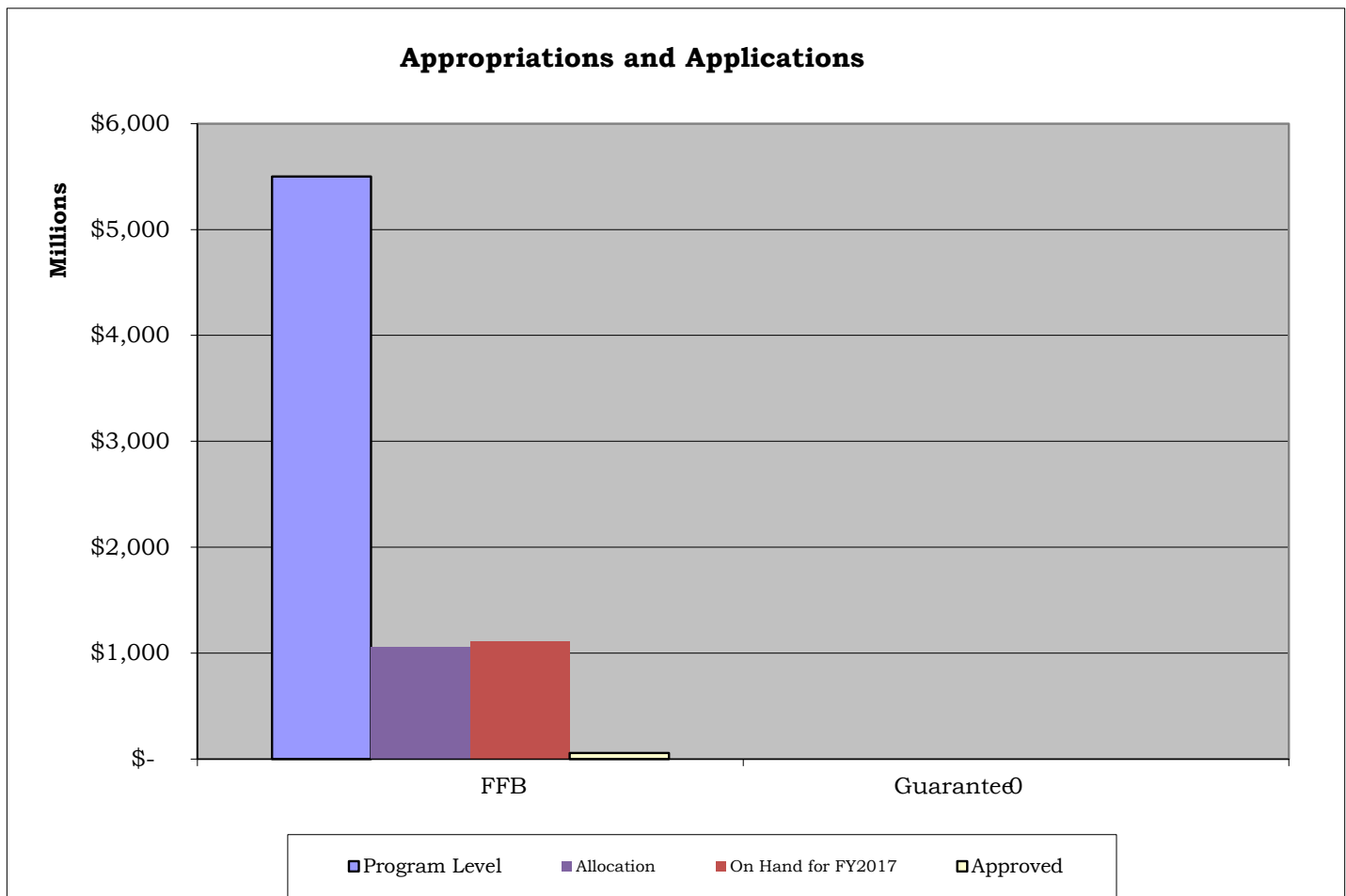


## Fiscal Year 2017 Loans and Appropriations

Appropriations	FFB	Guarantee	Total
Program Level	\$ 5,500,000,000	\$0	\$ 5,500,000,000
Allocation	\$ 1,054,900,000	\$0	\$ 1,054,900,000
Obligated	\$ 56,015,000	\$0	\$ 56,015,000
Remaining Allocation	\$ 998,885,000	\$0	\$ 998,885,000
<b>Remaining Authority</b>	\$ 5,443,985,000	\$0	\$ 5,443,985,000
<b>Surplus/Deficiency of funds</b>	<b>\$ 4,392,779,547</b>	<b>\$0</b>	<b>\$ 4,392,779,547</b>

Applications	#	\$	#	\$	#	\$
On Hand for FY2017	27	\$ 1,107,220,453	\$ -	-	27	\$ 1,107,220,453
Approved	2	\$ 56,015,000	\$ -	-	2	\$ 56,015,000
Remaining for FY2017	27	\$ 1,051,205,453	\$ -	-	27	\$ 1,051,205,453



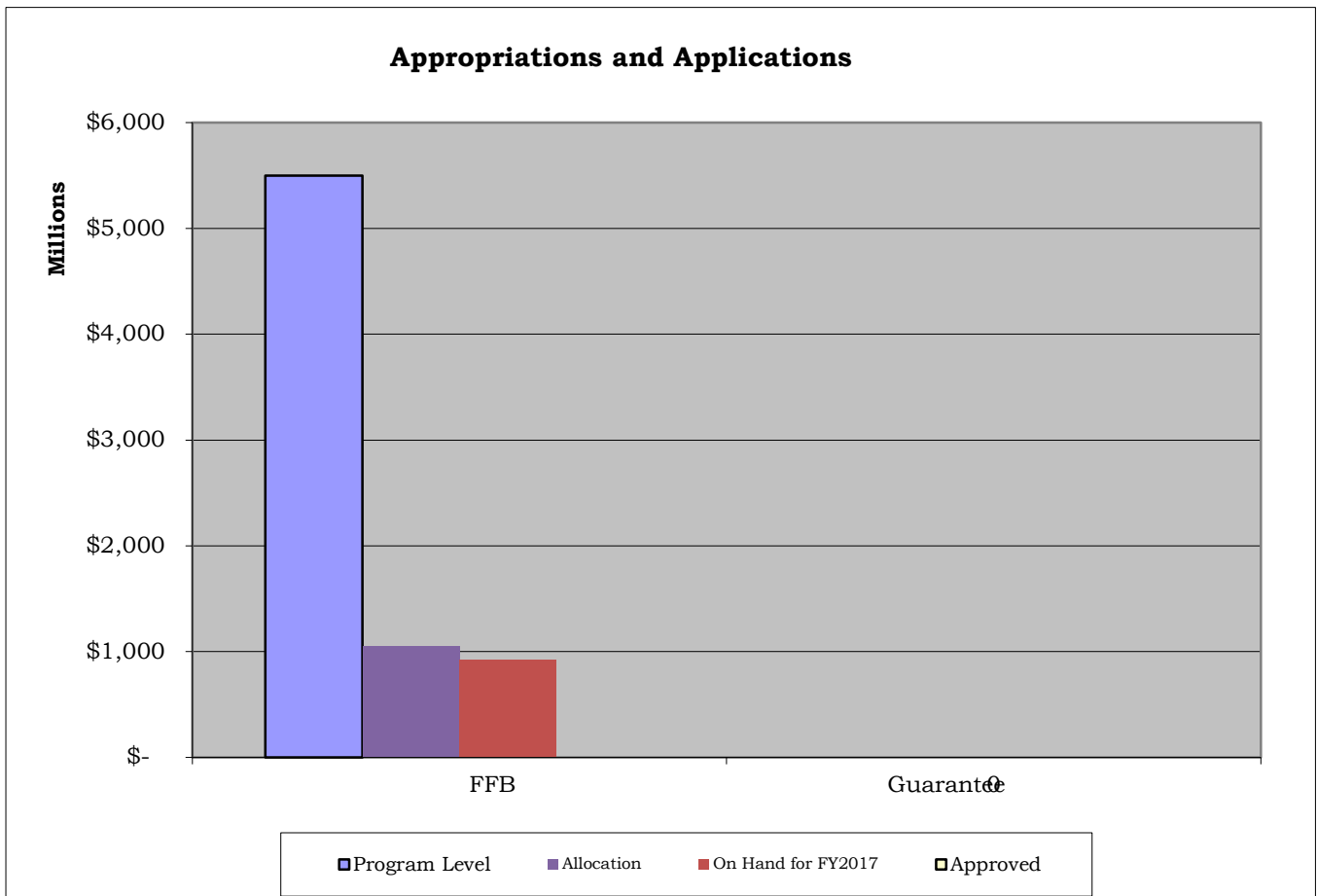


## Fiscal Year 2017 Loans and Appropriations

Appropriations	FFB	Guarantee	Total
Program Level	\$ 5,500,000,000	\$0	\$ 5,500,000,000
Allocation	\$ 1,054,900,000	\$0	\$ 1,054,900,000
Obligated	\$ -	\$0	\$ -
Remaining Allocation	\$ 1,054,900,000	\$0	\$ 1,054,900,000
<b>Remaining Authority</b>	<b>\$ 5,500,000,000</b>	<b>\$0</b>	<b>\$ 5,500,000,000</b>
<b>Surplus/Deficiency of funds</b>	<b>\$ 4,577,327,000</b>	<b>\$0</b>	<b>\$ 4,577,327,000</b>

Applications	#	\$	#	\$	#	\$
On Hand for FY2017	21	\$ 922,673,000	-	\$ -	21	\$ 922,673,000
Approved	-	\$ -	-	\$ -	-	\$ -
Remaining for FY2017	21	\$ 922,673,000	-	\$ -	21	\$ 922,673,000



## Fiscal Year 2016 Loans and Appropriations

Appropriations	FFB	Guarantee	Total
Program Level	\$ 5,500,000,000	\$750,000,000	\$ 6,250,000,000
Allocation	\$ 5,500,000,000	\$750,000,000	\$ 6,250,000,000
Obligated	\$ 3,165,750,000	\$750,000,000	\$ 3,915,750,000
Remaining Allocation	\$ 2,334,250,000	\$0	\$ 2,334,250,000
Remaining Authority	\$ 2,334,250,000	\$0	\$ 2,334,250,000
Surplus/Deficiency of funds	<b>\$ 2,334,250,000</b>	<b>\$0</b>	<b>\$ 2,334,250,000</b>

Applications	#	\$	#	\$	#	\$
On Hand for FY2016	89	\$ 3,165,750,000	2	\$ 750,000,000	91	\$ 3,915,750,000
Approved	89	\$ 3,165,750,000	2	\$ 750,000,000	91	\$ 3,915,750,000
Remaining for FY2016		\$ -		\$ -		\$ -

**Appropriations and Applications**

