

# USDA RURAL DEVELOPMENT INDIANA




## FY22 INVESTMENTS

TOGETHER, INDIANA PROSPERS

# FY22 SNAPSHOT

\$689 MILLION IN INVESTMENTS



## OVERVIEW

RURAL DEVELOPMENT INDIANA HELPED  
HOOSIERS SECURE CLOSE TO \$700 MILLION  
THROUGH LOANS AND GRANTS IN FY22



\$641 MILLION IN LOANS



\$47 MILLION IN GRANTS



3,734 LOANS AND 163 GRANTS

TOGETHER, INDIANA PROSPERS

USDA IS AN EQUAL OPPORTUNITY PROVIDER, EMPLOYER AND LENDER

# SINGLE FAMILY HOUSING

\$595,728,738 IN INVESTMENTS



# 2

## SFH OVERVIEW

IN FY 22 RURAL DEVELOPMENT INDIANA  
HELPED HOOSIER FAMILIES SECURE CLOSE  
TO \$600 MILLION IN LOANS AND GRANTS



\$522 MILLION IN LOAN  
GUARANTEES



\$56 MILLION IN 502 DIRECT LOANS



\$1,923,361 IN AMERICA RESCUE  
PLAN GRANTS



\$333,650 IN 504 GRANTS



\$253,653 IN 504 LOANS

TOGETHER, INDIANA PROSPERS

USDA IS AN EQUAL OPPORTUNITY PROVIDER, EMPLOYER AND LENDER

# WEP PROGRAMS

\$61,370,000 IN INVESTMENTS



3

## WEP OVERVIEW

IN FY22 WATER AND ENVIRONMENTAL PROGRAMS  
ACCOUNTED FOR MORE \$61 MILLION IN USDA  
RURAL DEVELOPMENT FUNDING



\$46.3 MILLION IN LOANS



\$15 MILLION IN GRANTS


TOGETHER, INDIANA PROSPERS

USDA IS AN EQUAL OPPORTUNITY PROVIDER, EMPLOYER AND LENDER



# BUSINESS PROGRAMS

\$27,201,919 IN INVESTMENTS



# 4

## BP OVERVIEW

IN FY22 USDA RD-IN HELPED RURAL HOOSIER BUSINESSES SECURE OVER \$27 MILLION IN GRANTS



\$22 MILLION IN BIOFUEL  
PRODUCER RELIEF PAYMENTS  
PROGRAM



\$1 MILLION IN INVESTMENTS WENT  
TO RURAL ENERGY FOR AMERICA  
PROGRAMS



\$1 MILLION IN INVESTMENTS WENT  
TO RENEWABLE ENERGY SYSTEMS



\$999K IN INVESTMENTS WENT TO  
VALUE-ADDED PRODUCER GRANTS

TOGETHER, INDIANA PROSPERS

USDA IS AN EQUAL OPPORTUNITY PROVIDER, EMPLOYER AND LENDER

# COMMUNITY FACILITIES

\$4,139,476 IN INVESTMENTS



5

## CF OVERVIEW

IN FY22 USDA RD-IN HELPED RURAL HOOSIER COMMUNITIES SECURE OVER \$4 MILLION IN FUNDING



\$2 MILLION IN INVESTMENTS FOR EMERGENCY RURAL HEALTH GRANTS



\$490K IN INVESTMENTS FOR DISASTER GRANTS



\$25K IN INVESTMENTS FOR STRATEGIC ECONOMIC AND COMMUNITY DEVELOPMENT GRANTS



\$630K IN INVESTMENTS FOR REGULAR GRANTS

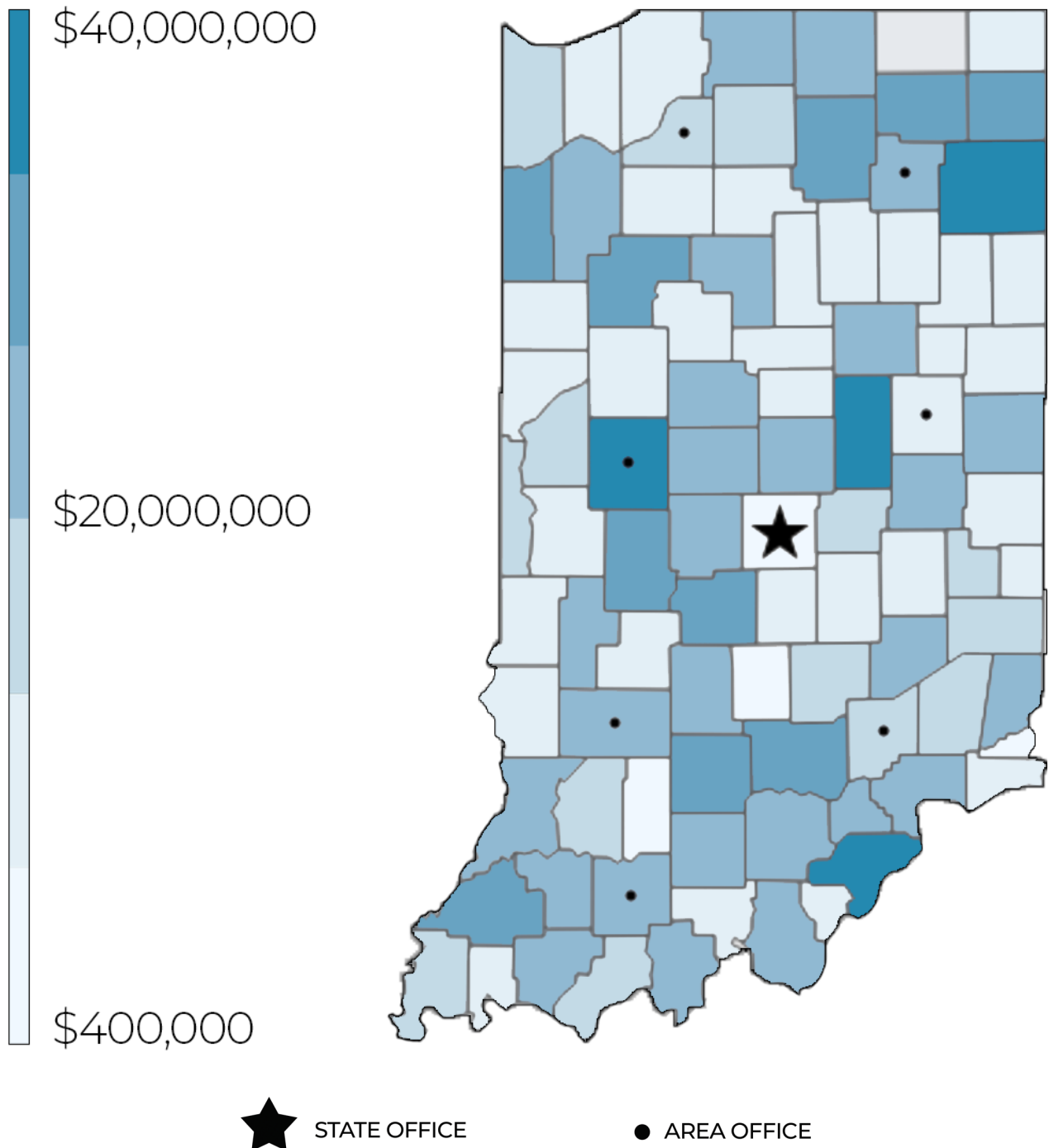
TOGETHER, INDIANA PROSPERS

USDA IS AN EQUAL OPPORTUNITY PROVIDER, EMPLOYER AND LENDER

# STATE MAP

## FY22 INVESTMENTS

IN FY22 USDA RD-IN HAD PROJECTS OR FUNDING IN EVERY INDIANA COUNTY

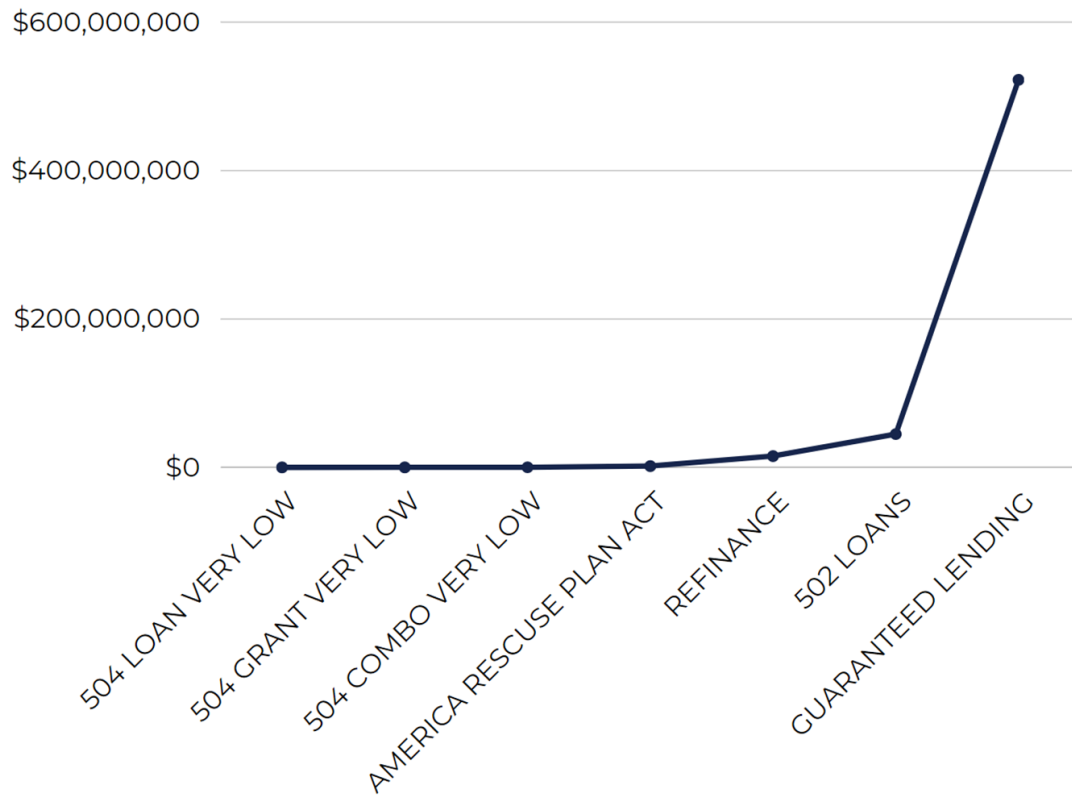


TOGETHER, INDIANA PROSPERS

USDA IS AN EQUAL OPPORTUNITY PROVIDER, EMPLOYER AND LENDER

# SFH CHART

## FY22 BREAKDOWN



### PROGRAMS/SPECIAL INITIATIVES

504 LOAN VERY LOW:

504 GRANT VERY LOW:

504 COMBO VERY LOW:

AMERICA RESCUE PLAN ACT:

REFINANCE:

502 LOANS:

GUARANTEED LENDING:

### OBLIGATION AMOUNT

\$116,727

\$204,953

\$249,953

\$1,923,361

\$15,394,684

\$55,460,346

\$522,240,234

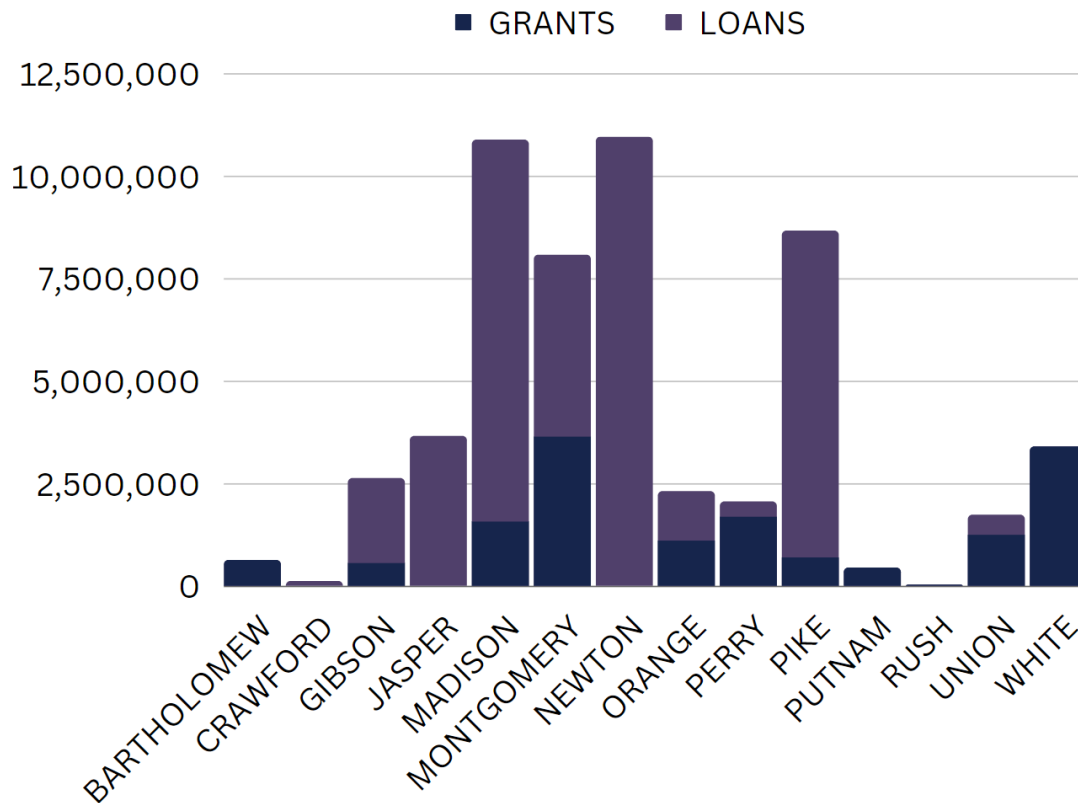
TOGETHER, INDIANA PROSPERS

USDA IS AN EQUAL OPPORTUNITY PROVIDER, EMPLOYER AND LENDER



# WEP CHART

## FY22 BREAKDOWN



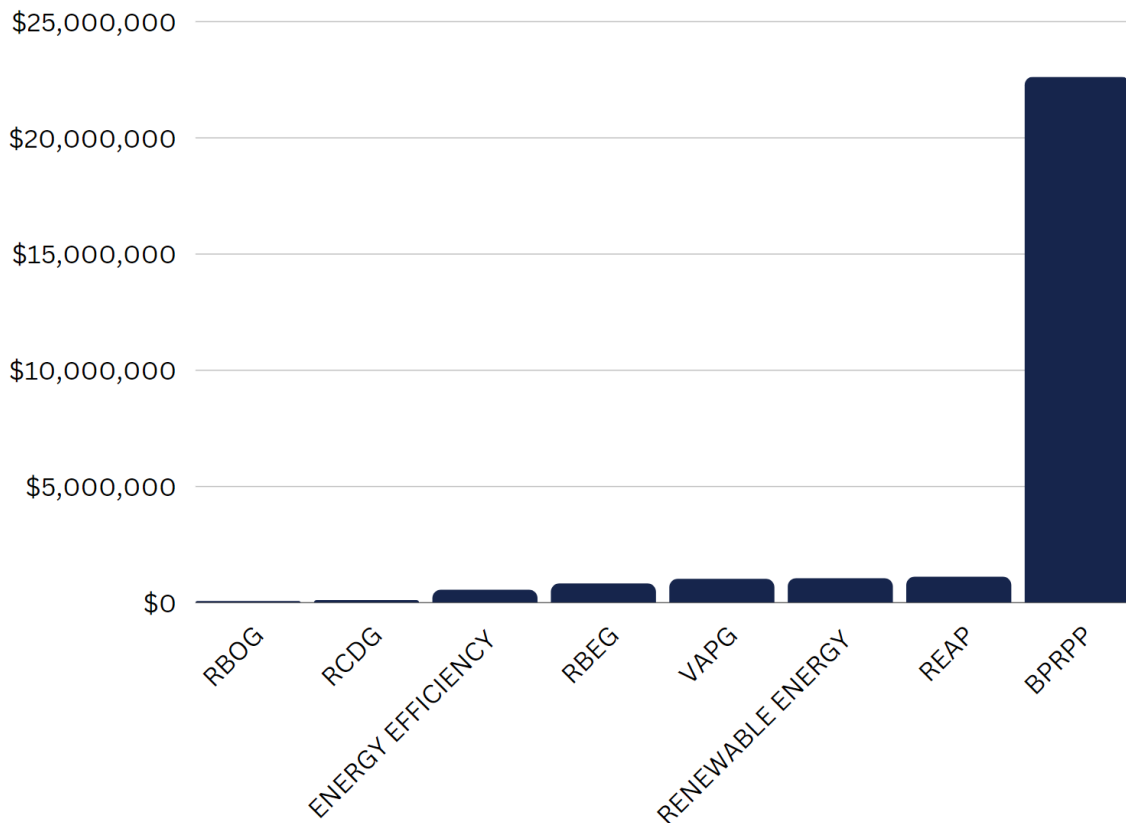
COUNTY	GRANT	LOAN
BARTHOLOMEW	\$632,000	
CRAWFORD		\$976,000
GIBSON	\$567,000	\$2,061,000
JASPER		\$3,639,000
MADISON	\$1,580,000	\$9,300,000
MONTGOMERY	\$3,646,000	\$4,429,000
NEWTON		\$10,934,000
ORANGE	\$1,110,000	\$1,200,000
PERRY	\$1,687,000	\$373,000
PIKE	\$707,000	\$7,954,000
PUTNAM	\$446,000	
RUSH	\$30,000	
UNION	\$1,248,000	\$487,000
WHITE	\$3,396,000	\$4,968,000

TOGETHER, INDIANA PROSPERS

USDA IS AN EQUAL OPPORTUNITY PROVIDER, EMPLOYER AND LENDER

# BP CHART

## FY22 BREAKDOWN



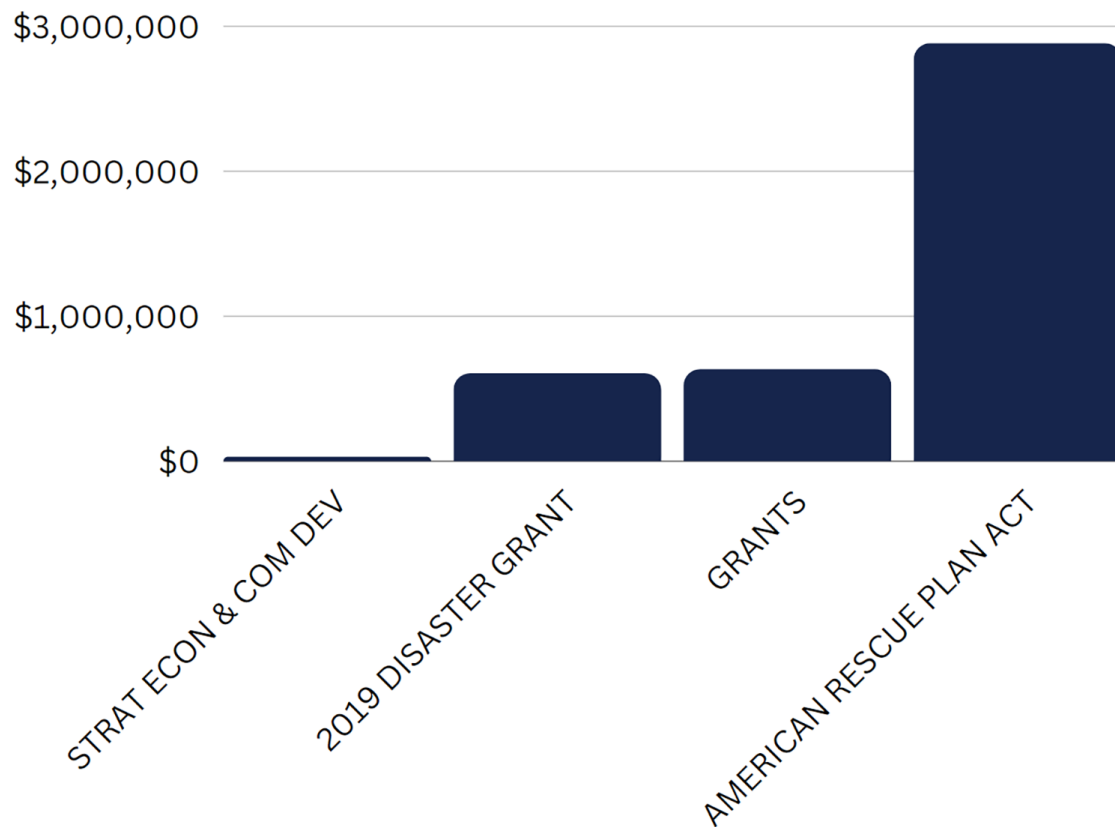
PROGRAMS/SPECIAL INITIATIVES	OBLIGATION AMOUNT
RURAL BUSINESS OPPORTUNITY GRANT	\$50,029
RURAL COMMUNITY DVLPMT GRANT	\$89,610
ENERGY EFFICIENCY IMPROVEMENT	\$534,957
RURAL BUSINESS ECONOMIC GRANT	\$800,750
VALUE ADDED PRODUCER GRANT	\$999,997
RENEWABLE ENERGY SYSTEM	\$1,030,571
RURAL ENERGY FOR AMERICA PROGRAM	\$1,091,573
BIOFUEL PRODUCER RELIEF PAYMENTS PROGRAM	\$22,604,432

TOGETHER, INDIANA PROSPERS

USDA IS AN EQUAL OPPORTUNITY PROVIDER, EMPLOYER AND LENDER

# CF CHART

## FY22 BREAKDOWN



### PROGRAMS/SPECIAL INITIATIVES

SECD

2019 DISASTER GRANTS

GRANTS

ARPA

### OBLIGATION AMOUNT

\$25,600

\$602,600

\$631,576

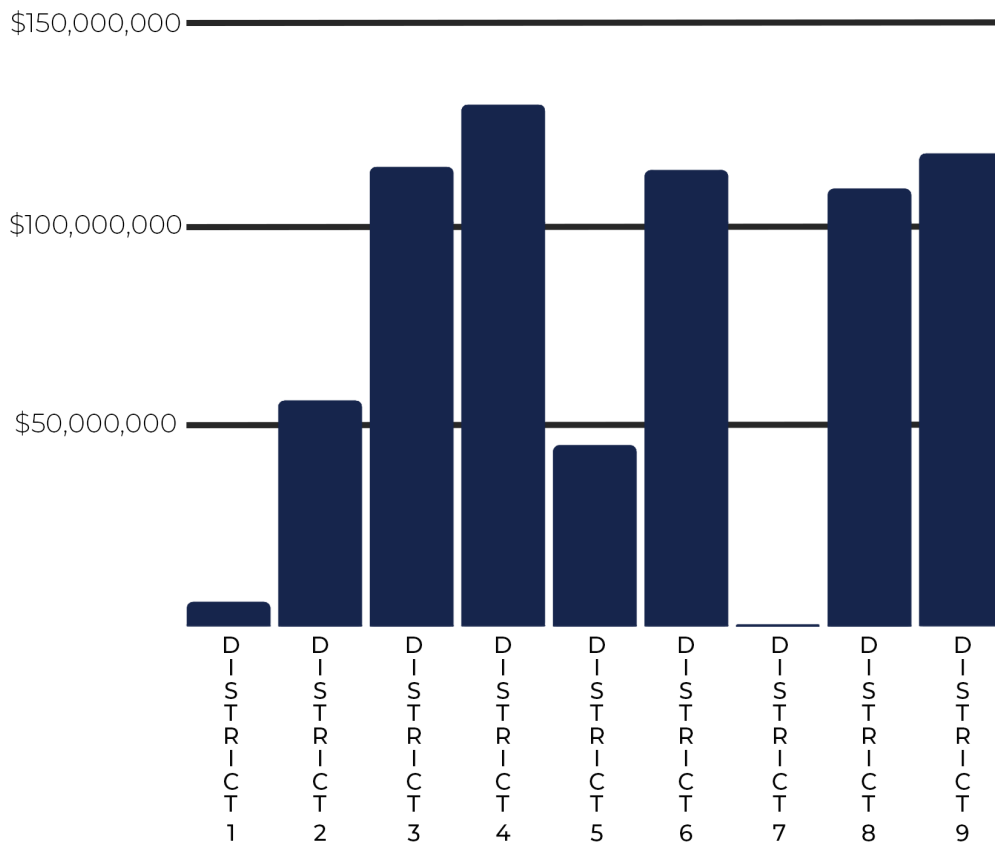
\$2,879,700

TOGETHER, INDIANA PROSPERS

USDA IS AN EQUAL OPPORTUNITY PROVIDER, EMPLOYER AND LENDER

# CONGRESSIONAL CHART

## USDA RURAL DEVELOPMENT FUNDING BY DISTRICT



DISTRICT 1: \$6 MILLION

DISTRICT 2: \$56 MILLION

DISTRICT 3: \$114 MILLION

DISTRICT 4: \$130 MILLION

DISTRICT 5: \$45 MILLION

DISTRICT 6: \$113 MILLION

DISTRICT 7: \$369 THOUSAND

DISTRICT 8: \$108 MILLION

DISTRICT 9: \$117 MILLION

**TOGETHER, INDIANA PROSPERS**

USDA IS AN EQUAL OPPORTUNITY PROVIDER, EMPLOYER AND LENDER



# CONTACT INFORMATION

INDIANA STATE OFFICE  
5975 LAKESIDE BOULEVARD,  
INDIANAPOLIS, INDIANA 46278-1996  
OFFICE: 317-290-3100  
TDD# 317-295-5799  
FAX 855-541-9019

DR. TERRY GOODIN  
INDIANA STATE DIRECTOR  
OFFICE: 317-295-5760  
TERRY.GOODIN@USDA.GOV

CURTIS JOHNSON  
INDIANA STATE DEPUTY DIRECTOR  
OFFICE: 317-295-5764  
CURTIS.JOHNSON@USDA.GOV

LEWIS HILBURN  
INDIANA STATE PUBLIC INFORMATION OFFICER  
OFFICE: 317-295-5770  
CELL: 317-460-9537  
LEWIS.HILBURN@USDA.GOV

BUSINESS PROGRAMS (BP)  
ANTHONY KIRKLAND  
BP PROGRAM DIRECTOR  
OFFICE: 260-244-6266 X114  
ANTHONY.KIRKLAND@USDA.GOV

COMMUNITY PROGRAMS (CP)  
ROCHELLE OWEN  
CP PROGRAM DIRECTOR  
OFFICE: 317-295-5767  
ROCHELLE.OWEN@USDA.GOV

SINGLE-FAMILY HOUSING PROGRAMS (SFH)  
VINCENT MALONEY  
SFH PROGRAM DIRECTOR  
OFFICE: 317-295-5774  
VINCENT.MALONEY@USDA.GOV

**TOGETHER, INDIANA PROSPERS**

USDA IS AN EQUAL OPPORTUNITY PROVIDER, EMPLOYER AND LENDER