



# Request Forms: Viewing and Printing Forms in GUS

The display and printing of forms works differently in the modern browsers than in Internet Explorer 11 (IE 11) and will require the user to download/open the form. The display and printing of forms still work best using IE 11.

Note: Only the Form 3555-21 can be viewed/saved in modern browsers. The Form 1003 is only viewable in IE 11 and will no longer be supported beginning March 1, 2021.

## Internet Explorer 11 – Form 3555-21 and Form 1003

### Chrome – Form 3555-21

### Edge – Form 3555-21

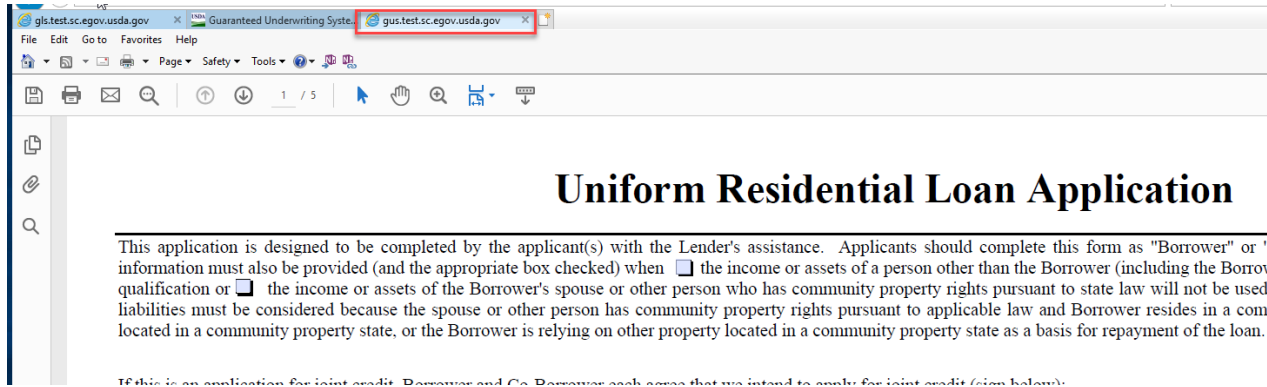
### Firefox – Form 3555-21

## Internet Explorer 11 – 3555-21 and 1003 viewable

1. Click Request Forms tab in the left navigation bar. Select either 3555-21 or 1003 and your borrower(s). Click Display Form

Eligibility	<b>Forms</b>
Loan Terms	(Select form to view/print)
Borrower	<input type="radio"/> 1003 Uniform Residential Loan Application
Employment	<input type="radio"/> 3555-21 Request for Single Family Housing Loan Guarantee
Income and Expenses	(You may check 1 or 2 borrowers at a time to view/print.)
Assets and Liabilities	<input type="checkbox"/> Borrower
Transaction Details	<input type="checkbox"/> Builder, Suzi
Additional Data	<input type="button" value="Display Form"/>
Credit / Underwriting	Request Forms are prepared in Adobe® Acrobat® Portable Document Form:
View Findings	
Display Documents	
Upload Documents	
<b>Request Forms</b>	

2. The form will load in a new tab. User is able to view the form and print the form using the browser print tools.



## Chrome – 3555-21

1. Click Request Forms. Select Form 3555-21 and select your borrower(s). Click Display Form

**Forms**

(Select form to view/print)

1003 Uniform Residential Loan Application

3555-21 Request for Single Family Housing Loan Guarantee

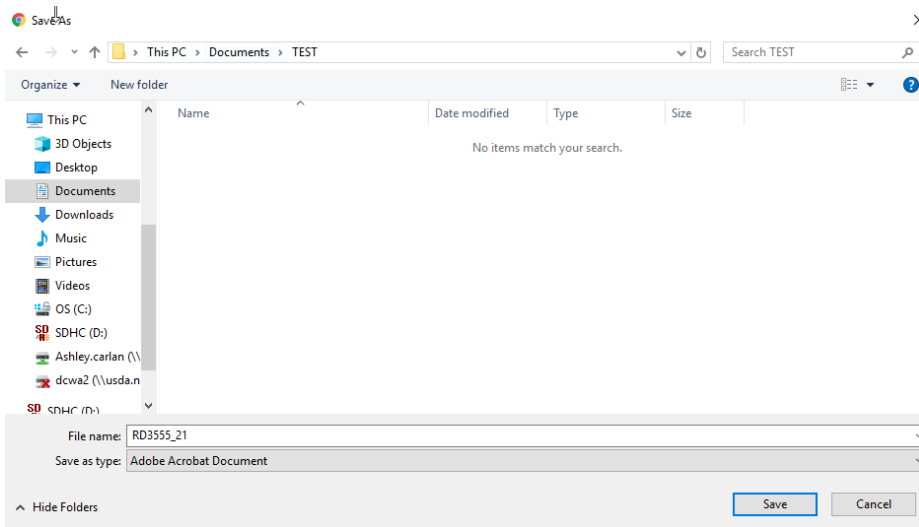
(You may check 1 or 2 borrowers at a time to view/print.)

Borrower

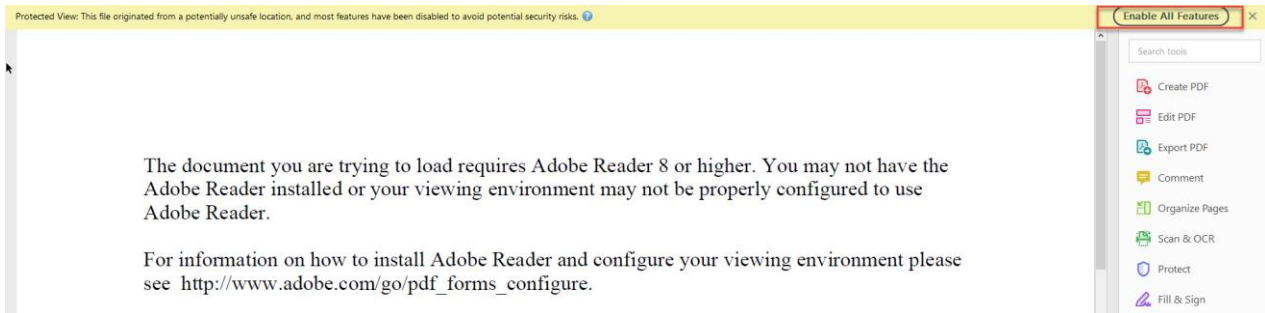
Builder, Suzi

Display Form

2. Browse to save the form to your desired folder and Click Save. The form can then be saved and/or printed using your Adobe application.

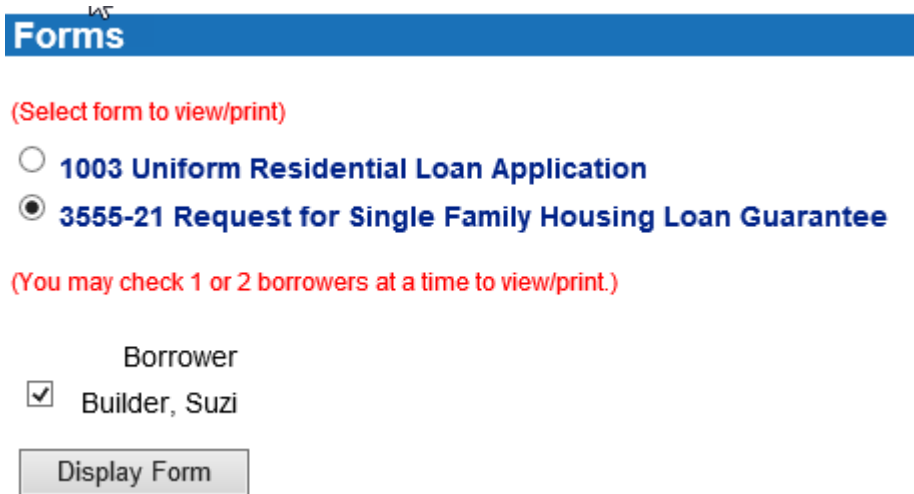


Note: The first time you open the file you may receive the below message. Click Enable All Features and your form will be viewable.



## Edge – 3555-21 viewable only

1. Click Request Forms. Select Form 3555-21 and select your borrower(s). Click Display Form



**Forms**

(Select form to view/print)

1003 Uniform Residential Loan Application

3555-21 Request for Single Family Housing Loan Guarantee

(You may check 1 or 2 borrowers at a time to view/print.)


Borrower

Builder, Suzi

Display Form

Choose the option to Open or Save. Form will display. The form can then be saved and/or printed using your Adobe application.

- 2.



What do you want to do with RD3555\_21.pdf?  
From: gus.test.sc.egov.usda.gov

Open

Save

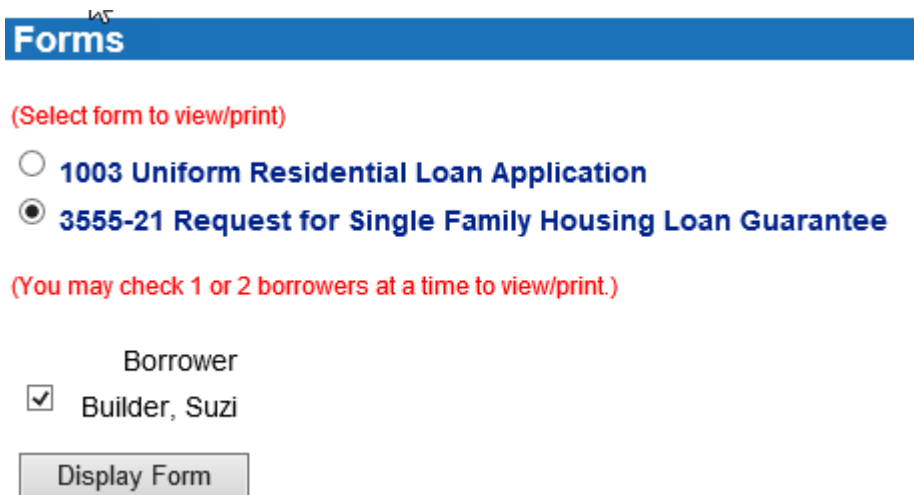
^

Cancel

×

## Firefox – Form 3555-21 viewable only

1. Click Request Forms. Select Form 3555-21 and select your borrower(s). Click Display Form



**Forms**

(Select form to view/print)

1003 Uniform Residential Loan Application

3555-21 Request for Single Family Housing Loan Guarantee

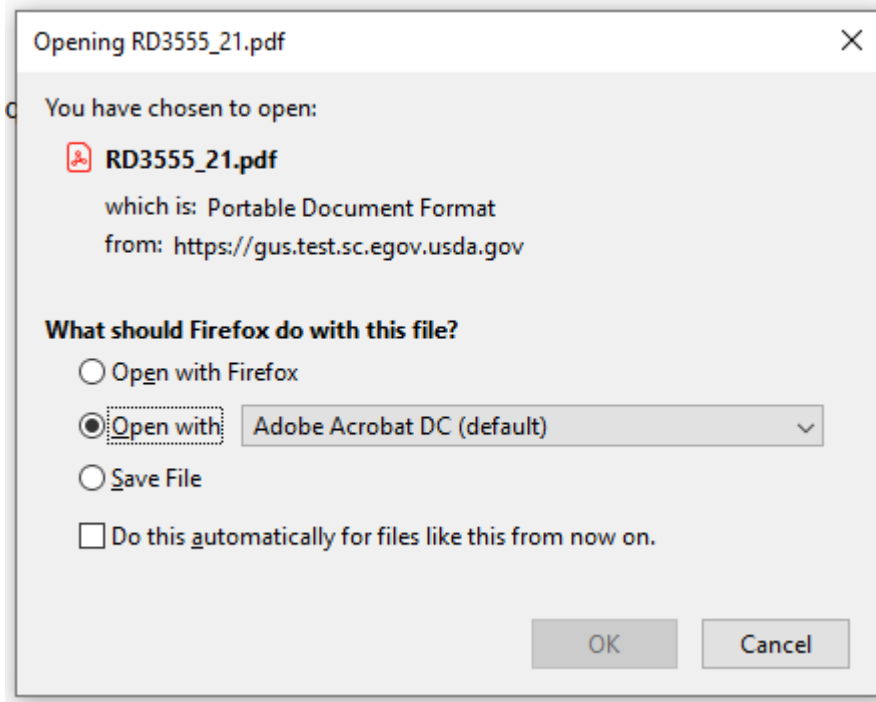
(You may check 1 or 2 borrowers at a time to view/print.)

Borrower

Builder, Suzi

Display Form

3. Choose to Open with Adobe or Save File. Click OK. Form will display if you choose open. Browse to save to your desired folder and Click Save.



The form can then be saved and/or printed using your Adobe application.

Note: The first time you open the file you may receive the below message. Click Enable All Features and your form will be viewable.

